


2023

PRODUCT CATALOGUE

POWER FOR
A BETTER FUTURE



SINCE 1990



SIP Package DC-DC Converters, 1-5W

Series	Output Power	Input Voltage Range (VDC)	Output Voltage (VDC)	Output Regulation	Isolation (VDC)	Package	Safety	Page
MBU100	1W	2.97-3.63, 4.5-5.5, 10.8-13.2, 21.6-26.4	3.3, 5, 9, 12, 15	-	1000	SIP-4	-	11
MAU100	1W	4.5-5.5, 10.8-13.2, 13.5-16.5, 21.6-26.4	3.3, 5, 9, 12, 15, ±5, ±9, ±12, ±15	-	1000	SIP-7	•	11
MAU200	1W	4.5-5.5, 10.8-13.2, 21.6-26.4	3.3, 5, 9, 12, 15, ±5, ±9, ±12, ±15	-	3000	SIP-7	•	12
MAPU01H	1W	2.97-3.63, 4.5-5.5, 10.8-13.2, 21.6-26.4	3.3, 5, 9, 12, 15, ±5, ±12, ±15	-	3000	SIP-7	•	13
MAW01	1W	4.5-9, 9-18, 18-36, 36-75	5, 12, 15, 24, ±12, ±15	•	1500	SIP-6	•	14
MAPU02H	2W	4.5-5.5, 10.8-13.2, 21.6-26.4	3.3, 5, 9, 12, 15, ±5, ±12, ±15	-	3000	SIP-7	-	14
MCW1000	2W	4.5-9, 9-18, 18-36, 36-75	3.3, 5, 12	•	1000	SIP-8	•	15
MCWI02	2W	4.5-18, 9-36, 18-75	3.3, 5, 12, 15, ±5, ±12, ±15	•	1500	SIP-8	•	15
NEW MBSU03	3W	4.5-5.5, 10.8-13.2, 21.6-26.4	5, 12, 15	-	1500	SIP-4	•	16
MCW03	3W	4.5-9, 9-18, 18-36, 36-75	3.3, 5, 12, 15, ±5, ±12, ±15	•	1600	SIP-8	•	16
MCWI03	3W	4.5-18, 9-36, 18-75	3.3, 5, 12, 15, ±5, ±12, ±15	•	1600	SIP-8	•	17
MCW04	4W	9-18, 18-36, 36-75	5, 12, 15, 24, ±12, ±15	•	1600	SIP-8	•	17
MCWI04	4W	9-36, 18-75	5, 12, 15, 24, ±12, ±15	•	1600	SIP-8	•	18
MCWI05	5W	4.5-18, 9-36, 18-75	3.3, 5, 12, 15, 24, ±12, ±15	•	1500	SIP-8	•	18

SMD Package DC-DC Converters, 1-6W

MSLU100	1W	4.5-5.5, 10.8-13.2, 13.5-16.5, 21.6-26.4	3.3, 5, 9, 12, 15, ±5, ±12, ±15	-	1500	SMD	•	19
MSLU300	1W	4.5-5.5, 10.8-13.2, 21.6-26.4	3.3, 5, 12, 15, ±5, ±12, ±15	-	3000	SMD	-	19
MSPU01H	1W	2.97-3.63, 4.5-5.5, 10.8-13.2	3.3, 5, 12, 15, ±5, ±12, ±15	-	3000	SMD	•	20
MSCW01	1W	4.5-9, 9-18, 18-36, 36-75	5, 12, 15, ±12, ±15	•	1500	SMD	•	20
MSLU400	2W	4.5-5.5, 10.8-13.2, 21.6-26.4	3.3, 5, 12, ±5, ±12, ±15	-	1500	SMD	-	21
MSDW1000	2W	4.5-9, 9-18, 18-36, 36-75	3.3, 5, 12, 15, ±5, ±12, ±15	•	1500	SMD	•	21
MSCWI02	2W	4.5-12, 9-36, 18-75	5, 12, 15, 24, ±12, ±15	•	1500	SMD	•	22
MSCWI03	3W	4.5-12, 9-36, 18-75	5, 12, 15, 24, ±12, ±15	•	1500	SMD	•	22
MSGWI06	6W	9-36, 18-75	3.3, 5, 12, 15, 24, ±5, ±12, ±15	•	1500	SMD	•	23

DIP Package DC-DC Converters, 1-15W

Series	Output Power	Input Voltage Range (VDC)	Output Voltage (VDC)	Output Regulation	Isolation (VDC)	Package	Safety	Page
MFSU01	1W	4.5-5.5, 10.8-13.2, 21.6-26.4	5, 12, 15	-	1500	DIP-8	•	24
MFPU01H	1W	2.97-3.63, 4.5-5.5, 10.8-13.2	3.3, 5, 12, 15, ±5, ±12, ±15	-	3000	DIP-8	•	24
MFW02	2W	4.5-10, 9-18, 18-36, 36-75	3.3, 5, 12, 15, ±5, ±12, ±15	•	1500	DIP-8	•	25
MFW03	3W	4.5-10, 9-18, 18-36, 36-75	3.3, 5, 12, 15, ±5, ±12, ±15	•	1500	DIP-8	•	26
MDWI03	3W	9-36, 18-75	3.3, 5, 12, 15, 24, ±5, ±12, ±15	•	1500	DIP-16	•	27
MIW03	3W	4.5-9, 9-18, 18-36, 36-75	3.3, 5, 12, 15, 24, ±5, ±12, ±15	•	1500 3000	DIP-24	•	27
MIWI03	3W	9-36, 18-75	3.3, 5, 12, 15, 24, ±5, ±12, ±15	•	1500 3000	DIP-24	•	28
MIW06	6W	9-18, 18-36, 36-75	3.3, 5, 12, 15, 24, ±5, ±12, ±15	•	1500 3000	DIP-24	•	28
MIWI06	6W	9-36, 18-75	3.3, 5, 12, 15, 24, ±5, ±12, ±15	•	1500 3000	DIP-24	•	29
MDWI06	6W	9-36, 18-75	3.3, 5, 12, 15, 24, ±5, ±12, ±15	•	1500	DIP-16	•	29
MDW08	8W	9-18, 18-36, 36-75	3.3, 5, 12, 15, 24, ±12, ±15	•	1500	DIP-16	•	30
MDWI08	8W	9-36, 18-75	3.3, 5, 12, 15, 24, ±12, ±15	•	1500	DIP-16	•	30
MDW10	10W	9-18, 18-36, 36-75	3.3, 5, 5.1, 12, 15, 24, ±12, ±15	•	1500	DIP-16	•	31
MDWI10	10W	9-36, 18-75	3.3, 5, 5.1, 12, 15, 24, ±12, ±15	•	1500	DIP-16	•	31
MIW10	10W	9-18, 18-36, 36-75	3.3, 5, 5.1, 12, 15, ±12, ±15	•	1500	DIP-24	•	32
MIWI10	10W	9-36, 18-75	3.3, 5, 5.1, 12, 15, 24, ±12, ±15	•	1500	DIP-24	•	32
NEW MDW12	12W	9-18, 18-36, 36-75	5, 5.1, 12, 15, 24, ±12, ±15	•	1500	DIP-16	•	33
NEW MDWI12	12W	9-36, 18-75	5, 5.1, 12, 15, 24, ±12, ±15	•	1500	DIP-16	•	33
NEW MDW15	15W	9-18, 18-36, 36-75	5.1, 12, 15, 24, ±12, ±15	•	1500	DIP-16	•	34
NEW MDWI15	15W	9-36, 18-75	5.1, 12, 15, 24, ±12, ±15	•	1500	DIP-16	•	34

1" x1" Package DC-DC Converters, 10-30W

Series	Output Power	Input Voltage Range (VDC)	Output Voltage (VDC)	Output Regulation	Isolation (VDC)	Package	Safety	Page
MJW10	10W	9-18, 18-36, 36-75	3.3, 5, 5.1, 12, 15, ±5, ±12, ±15	•	1500	1" x1"	•	35
MJWI10	10W	9-36, 18-75	3.3, 5, 5.1, 12, 15, 24, ±5, ±12, ±15	•	1500	1" x1"	•	35
MJW15	15W	9-18, 18-36, 36-75	3.3, 5, 12, 15, 24, ±12, ±15	•	1500	1" x1"	•	36
MJWI15	15W	9-36, 18-75	3.3, 5, 12, 15, 24, ±12, ±15	•	1500	1" x1"	•	36
MJWI20	20W	9-36, 18-75	3.3, 5, 12, 15, 24, ±12, ±15	•	1500	1" x1"	•	37
MJW25	25W	9-18, 18-36, 36-75	3.3, 5, 12, 15, ±12, ±15	•	1500	1" x1"	•	37
MJWI25	25W	9-36, 18-75	3.3, 5, 12, 15, ±12, ±15	•	1500	1" x1"	•	38
NEW MJWI30	30W	9-36, 18-75	3.3, 5, 12, 15, 24, ±12, ±15	•	1500	1" x1"	•	38

2" x1" Package DC-DC Converters, 40-50W

MKW40	40W	9-18, 18-36, 36-75	3.3, 5, 12, 15, 24, ±12, ±15	•	1500	2" x1"	•	39
MKWI40	40W	9-36, 18-75	3.3, 5, 12, 15, 24, ±12, ±15	•	1500	2" x1"	•	39
MKW50	50W	9-18, 18-36, 36-75	3.3, 5, 12, 15, 24	•	1500	2" x1"	•	40
MKWI50	50W	9-36, 18-75	3.3, 5, 12, 15, 24	•	1500	2" x1"	•	40

Chassis & Din-Rail Mounting Package DC-DC Converters, 6-60W

MJWI06C	6W	9-36, 18-75	5, 5.1, 12, 15, 24, 48, ±12, ±15, ±24	•	3000VDC	Chassis Din-Rail	•	41
MKW10C	10W	9-36, 18-75	5, 5.1, 12, 15, 24, 48, ±12, ±15, ±24	•	3000VDC	Chassis Din-Rail	•	41
MOWI20C	20W	9-36, 18-75	5.1, 12, 24, 48	•	2500VDC	Chassis Din-Rail	•	42
MQWI40C	40W	9-36, 18-75	5.1, 12, 24, 48	•	2500VDC	Chassis Din-Rail	•	42
MRWI60C	60W	9-36, 18-75	5.1, 12, 24, 48	•	2500VDC	Chassis Din-Rail	•	43

Switching Regulators, 0.5-1A

M78AR-0.5	0.5A	(4.75/6.5/8/11/15/18)-32	1.5, 1.8, 2.5, 3.3, 5, 6.5, 9, 12, 15	•	-	SIP-3	•	43
M78SAR-0.5	0.5A	(4.75/6.5/8/11/15/18)-32	1.5, 1.8, 2.5, 3.3, 5, 6.5, 9, 12, 15	•	-	SMD	•	44
M78AR-1	1A	(6.5/15)-32	3.3, 5, 12,	•	-	SIP-3	•	44

AC-DC Power Supplies, 3-60W

Series	Output Power	Input Voltage Range (VDC)	Output Voltage (VDC)	Output Regulation	Isolation (VAC)	Package	Safety	Page
AAF-03	3W	85 – 264VAC 120-370VDC	3.3, 5, 9, 12, 15, 24	•	3000 VAC Reinforced	PCB	•	45
ABF-04	4W	85 – 264VAC 120-370VDC	3.3, 5, 9, 12, 15, 24, 5/3.3, 12/5, ±12, ±15	•	3000 VAC Reinforced	PCB	•	45
AAF-05	5W	85 – 264VAC 120-370VDC	3.3, 5, 9, 12, 15, 24, 48	•	3000 VAC Reinforced	PCB Chassis	•	46
NEW AMF-07	7W	85 – 264VAC 90-370VDC	5, 12, 15, 24, 48	•	3000 VAC Reinforced	PCB Chassis	•	46
ACF-10	10W	85 – 264VAC 120-370VDC	3.3, 5, 12, 15, 24, 48	•	4000 VAC Reinforced	PCB	•	47
NEW AMF-15	15W	85 – 264VAC 90-370VDC	5.1, 12, 15, 24, 48	•	3000 VAC Reinforced	PCB Chassis& DIN-Rail	•	47
NEW AGF-15	15W	85 – 264VAC 120-370VDC	3.3, 5, 9, 12, 15, 24, 48	•	3000 VAC Reinforced	PCB	•	48
NEW AMF-30	30W	85 – 264VAC 90-370VDC	5.1, 12, 15, 24, 48	•	3000 VAC Reinforced	PCB Chassis& DIN-Rail	•	48
NEW AMF-60	60W	85 – 264VAC 90-370VDC	5.1, 12, 15, 24, 48	•	3000 VAC Reinforced	PCB Chassis& DIN-Rail	•	49

Railway Certified DC-DC Converters, 3-150W

Series	Output Power	Input Voltage Range (VDC)	Output Voltage (VDC)	Output Regulation	Isolation (VAC)	Package	Safety	Page
MIZI03	3W	9-36, 18-75 40-160	5, 12, 15, ±12, ±15	•	3000VAC Reinforced	DIP	•	52
MKZI10	10W	9-36, 18-75 40-160	5, 12, 15, 24, ±12, ±15	•	3000VAC Reinforced	2" x1"	•	53
MKZI20	20W	9-36, 18-75 40-160	5, 12, 15, 24, ±12, ±15	•	3000VAC Reinforced	2" x1"	•	54
NEW MKZI40	40W	36-160	5, 12, 15, 24, ±12, ±15	•	3000VAC Reinforced	2" x1"	•	54
MTQZ50	50W	43-101 66-160	5, 12, 15, 24	•	3000VAC Reinforced	Quarter Brick	•	55
NEW MRZI75	75W	36-160	5, 12, 15, 24, 54	•	3000VAC Reinforced	Quarter Brick	•	55
NEW MRZI100	100W	36-160	5, 12, 15, 24, 54	•	2000VAC Reinforced	Quarter Brick	•	56
NEW MRZI150	150W	36-160	5, 12, 15, 24, 54	•	2000VAC Reinforced	Quarter Brick	•	56

Ultra-high Isolation DC-DC Converters, 1-60W

Series	Output Power	Input Voltage Range (VDC)	Output Voltage (VDC)	Output Regulation	Isolation	Package	Safety	Page
MA01-HI	1W	4.5-5.5, 10.8-13.2, 13.5-16.5, 21.6-26.4	3.3, 5, 9, 12, 15, ± 5 , ± 9 , ± 12 , ± 15 , $\pm 15/-9$	-	5200VDC	SIP	•	59
MAEU01-HI	1W	4.5-5.5, 10.8-13.2, 21.6-26.4	5, 12, 15	-	3000VAC Reinforced	SIP	•	60
MAEU02-HI	2W	4.5-5.5, 10.8-13.2, 13.5-16.5, 21.6-26.4	3.3, 5, 9, 12, 15, ± 5 , ± 9 , ± 12 , ± 15 , $\pm 15/-9$	-	5200VDC	SIP	•	61
MSCEU01-HI	1W	4.5-5.5, 10.8-13.2, 21.6-26.4	5, 12, 15, ± 12 , ± 15	-	3000VAC Reinforced	SMD	•	62
MDEU02-HI	2W	4.5-5.5, 10.8-13.2, 21.6-26.4	5, 12, 15, ± 12 , ± 15	-	4000VAC Reinforced	DIP	•	63
MIE03-HI	3.5W	4.5-9, 9-18, 18-36, 36-75	5, 5.8, 12, 15, 24, ± 12 , ± 15	•	5000VAC Reinforced	DIP	•	63
MIE06-HI	6W	9-18, 18-36, 36-75	5, 12, 15, 24, ± 12 , ± 15	•	5000VAC Reinforced	DIP	•	64
MIE10-HI	10W	9-18, 18-36, 36-75	3.3, 5, 5.1, 12, 15, 24, ± 12 , ± 15	•	5000VAC Reinforced	DIP	•	64
MKE15-HI	15W	9-18, 18-36, 36-75	5, 5.1, 12, 15, 24 ± 12 , ± 15	•	4200VAC Reinforced	2" x1"	•	65
MKE20-HI	20W	9-18, 18-36, 36-75	5, 5.1, 12, 15, 24 ± 12 , ± 15	•	4200VAC Reinforced	2" x1"	•	65
MJA06C	6W	80-160	5, 5.1, 12, 15, 24, 48, ± 12 , ± 15 , ± 24	•	3000VAC Reinforced	Chassis Din-Rail	•	66
MKA10C	10W	80-160	5, 5.1, 12, 15, 24, 48, ± 12 , ± 15 , ± 24	•	3000VAC Reinforced	Chassis Din-Rail	•	66
MOA20C	20W	80-160	5, 5.1, 12, 15, 24, 48, ± 12 , ± 15 , ± 24	•	3000VAC Reinforced	Chassis Din-Rail	•	67
MQA40C	40W	80-160	5, 5.1, 12, 15, 24, 48, ± 12 , ± 15 , ± 24	•	3000VAC Reinforced	Chassis Din-Rail	•	67
MRA60C	60W	80-160	5, 5.1, 12, 15, 24, 48, ± 12 , ± 15 , ± 24	•	3000VAC Reinforced	Chassis Din-Rail	•	68

Medicial Safety DC-DC Converters, 1-20W


Series	Output Power	Input Voltage Range (VDC)	Output Voltage (VDC)	Output Regulation	Isolation (VAC)	Package	Safety	Page
MAU400	1W	4.5-5.5, 10.8-13.2	5, 12, 15, ± 5 , ± 12 , ± 15	-	3000VAC Reinforced	SIP	•	70
MAU01M	1W	4.5-5.5, 10.8-13.2, 21.6-26.4	5, 12, 15	-	4000VAC Reinforced	SIP	•	70
MSCU01M	1W	4.5-5.5, 10.8-13.2, 21.6-26.4	5, 12, 15, ± 12 , ± 15	-	4000VAC Reinforced	SMD	•	71
MSHU100	2W	4.5-5.5, 10.8-13.2, 21.6-26.4	5, 12, 15, ± 12 , ± 15	-	4000VAC Reinforced	SMD	•	71
MDHU100	2W	4.5-5.5, 10.8-13.2, 21.6-26.4	5, 12, 15, ± 12 , ± 15	-	4000VAC Reinforced	DIP	•	72
MIHW2000	3W	9-40, 18-80, 36-160	5, 12, 15, ± 12 , ± 15	•	4000VAC Reinforced	DIP	•	72
MIW03M	3.5W	4.5-9, 9-18, 18-36, 36-75	5, 5.8, 12, 15, ± 12 , ± 15	•	5000VAC Reinforced	DIP	•	73
MIW06M	6W	9-18, 18-36, 36-75	5, 12, 15, ± 12 , ± 15	•	5000VAC Reinforced	DIP	•	73
MIW10M	10W	9-18, 18-36, 36-75	3.3, 5, 5.1, 12, 15, 24, ± 12 , ± 15	•	5000VAC Reinforced	DIP	•	74
MKW15M	15W	9-18, 18-36, 36-75	5, 5.1, 12, 15, 24, ± 12 , ± 15	•	4200VAC Reinforced	2" x1"	•	75
MKW20M	20W	9-18, 18-36, 36-75	5, 5.1, 12, 15, 24, ± 12 , ± 15	•	4200VAC Reinforced	2" x1"	•	75

Medicial Safety AC-DC Power Supplies, 24-60W

Series	Output Power	Input Voltage Range (VAC)	Output Voltage (VDC)	Output Regulation	Isolation (VAC)	Package	Safety	Page
AJM-24	24W	85-264	5, 9, 12, 15, 24, ± 12 ± 15	•	4000VAC Reinforced	PCB Chassis DIN-Rail	•	76
APM-40	40W	85-264	5, 12, 15, 24, ± 12 ± 15	•	4000VAC Reinforced	PCB Chassis DIN-Rail	•	76
AYM-60	60W	85-264	5.1, 12, 15, 24, 48	•	4000VAC Reinforced	PCB Chassis DIN-Rail	•	77

GENERAL INDUSTRIAL POWER SOLUTIONS

POWER FOR
A BETTER FUTURE



MINMAX TECHNOLOGY

MBU100 Series | 1W



- Industrial Standard SIP-4 Package
- Unregulated Output Voltage
- I/O Isolation 1000 VDC
- Operating Ambient Temp. Range -40°C to +85°C

Model Number	Input Voltage (VDC)	Output Voltage (VDC)	Output Current (mA)	Efficiency
MBU135	3.3	3.3	260	74%
MBU131	[2.97 - 3.63]	5	200	77%
MBU105	5 [4.5 - 5.5]	3.3	260	72%
MBU101		5	200	69%
MBU102		9	110	76%
MBU103		12	84	77%
MBU104		15	67	78%
MBU111	12 [10.8 - 13.2]	5	200	71%
MBU112		9	110	77%
MBU113		12	84	79%
MBU114		15	67	80%
MBU121	24 [21.6 - 26.4]	5	200	70%
MBU122		9	110	76%
MBU123		12	84	79%
MBU124		15	67	79%

MAU100 Series | 1W



- Industrial Standard SIP-7 Package
- Unregulated Output Voltage
- I/O Isolation 1000 VDC
- Operating Ambient Temp. Range -40°C to +85°C
- UL/cUL/IEC/EN 60950-1 Safety Approval

Model Number	Input Voltage (VDC)	Output Voltage (VDC)	Output Current (mA)	Efficiency
MAU101	5 [4.5 - 5.5]	3.3	260	73%
MAU102		5	200	71%
MAU103		9	110	76%
MAU104		12	84	78%
MAU105		15	67	78%
MAU106		±5	±100	72%
MAU107		±9	±56	77%
MAU108		±12	±42	78%
MAU109		±15	±34	79%
MAU111	12 [10.8 - 13.2]	3.3	260	74%
MAU112		5	200	73%
MAU113		9	110	78%
MAU114		12	84	80%
MAU115		15	67	80%
MAU116		±5	±100	74%
MAU117		±9	±56	79%
MAU118		±12	±42	81%
MAU119		±15	±34	81%
MAU151	15 [13.5 - 16.5]	5	200	72%
MAU152		12	84	79%
MAU153		15	67	79%
MAU154		±5	±100	72%
MAU155		±12	±42	80%
MAU156		±15	±34	80%
MAU121	24 [21.6 - 26.4]	3.3	260	73%
MAU122		5	200	71%
MAU123		9	110	76%
MAU124		12	84	78%
MAU125		15	67	79%
MAU126		±5	±100	72%
MAU127		±9	±56	76%
MAU128		±12	±42	79%
MAU129		±15	±34	80%

MAU200 Series | 1W



- Industrial Standard SIP-7 Package
- Unregulated Output Voltage
- I/O Isolation 3000 VDC
- Operating Ambient Temp. Range -40°C to +90°C
- UL/cUL/IEC/EN 60950-1 Safety Approval

Model Number	Input Voltage (VDC)	Output Voltage (VDC)	Output Current (mA)	Efficiency
MAU201	5 [4.5 - 5.5]	3.3	260	73%
MAU202		5	200	71%
MAU203		9	110	76%
MAU204		12	84	78%
MAU205		15	67	78%
MAU206		±5	±100	72%
MAU207		±9	±56	77%
MAU208		±12	±42	78%
MAU209		±15	±34	79%
MAU211	12 [10.8 - 13.2]	3.3	260	74%
MAU212		5	200	73%
MAU213		9	110	78%
MAU214		12	84	80%
MAU215		15	67	80%
MAU216		±5	±100	74%
MAU217		±9	±56	79%
MAU218		±12	±42	81%
MAU219		±15	±34	81%
MAU221	15 [13.5 - 16.5]	3.3	260	73%
MAU222		5	200	71%
MAU223		9	110	76%
MAU224		12	84	78%
MAU225		15	67	79%
MAU226		±5	±100	72%
MAU227		±9	±56	76%
MAU228		±12	±42	79%
MAU229		±15	±34	80%

MAPU01H Series | 1W



- Industrial Standard SIP-7 Package
- Unregulated Output Voltage
- I/O Isolation 3000VDC
- Operating Ambient Temp. Range -40°C to +90°C
- Short Circuit Protection
- UL/cUL/IEC/EN 62368-1(60950-1) Safety Approval & CE Marking

Model Number	Input Voltage (VDC)	Output Voltage (VDC)	Output Current (mA)	Efficiency
MAPU01-033S033H	3.3 (2.97 - 3.63)	3.3	300	77%
MAPU01-033S05H		5	200	77%
MAPU01-033S09H		9	110	78%
MAPU01-033S12H		12	84	80%
MAPU01-033S15H		15	68	79%
MAPU01-033D05H		±5	±100	77%
MAPU01-033D12H		±12	±42	79%
MAPU01-033D15H		±15	±34	79%
MAPU01-05S033H	5 (4.5 - 5.5)	3.3	300	76%
MAPU01-05S05H		5	200	78%
MAPU01-05S09H		9	110	81%
MAPU01-05S12H		12	84	82%
MAPU01-05S15H		15	68	83%
MAPU01-05D05H		±5	±100	81%
MAPU01-05D12H		±12	±42	81%
MAPU01-05D15H		±15	±34	81%
MAPU01-12S033H	12 (10.8 - 13.2)	3.3	300	79%
MAPU01-12S05H		5	200	80%
MAPU01-12S09H		9	110	82%
MAPU01-12S12H		12	84	84%
MAPU01-12S15H		15	68	83%
MAPU01-12D05H		±5	±100	81%
MAPU01-12D12H		±12	±42	82%
MAPU01-12D15H		±15	±34	82%
MAPU01-24S033H	24 (21.6 - 26.4)	3.3	300	76%
MAPU01-24S05H		5	200	81%
MAPU01-24S09H		9	110	79%
MAPU01-24S12H		12	84	82%
MAPU01-24S15H		15	68	82%
MAPU01-24D05H		±5	±100	80%
MAPU01-24D12H		±12	±42	81%
MAPU01-24D15H		±15	±34	80%

MAW01 Series | 1W



- Industrial Standard SIP-6 Package
- Wide 2 : 1 Input Voltage Range
- Fully Regulated Output Voltage
- I/O Isolation 1500VDC
- Operating Ambient Temp. Range -40°C to +95°C
- No Min. Load Requirement
- Overload and Short Circuit Protection
- UL/cUL/IEC/EN 62368-1(60950-1) Safety Approval

Model Number	Input Voltage (VDC)	Output Voltage (VDC)	Output Current (mA)	Efficiency
MAW01-05S05	5 (4.5 ~ 9)	5	200	76%
MAW01-05S12		12	83	77%
MAW01-05S15		15	67	79%
MAW01-05S24		24	42	76%
MAW01-05D12		±12	±42	77%
MAW01-05D15	12 (9 ~ 18)	±15	±33	78%
MAW01-12S05		5	200	77%
MAW01-12S12		12	83	77%
MAW01-12S15		15	67	80%
MAW01-12S24		24	42	77%
MAW01-12D12	24 (18 ~ 36)	±12	±42	79%
MAW01-12D15		±15	±33	78%
MAW01-24S05		5	200	77%
MAW01-24S12		12	83	80%
MAW01-24S15		15	67	80%
MAW01-24S24	48 (36 ~ 75)	24	42	77%
MAW01-24D12		±12	±42	80%
MAW01-24D15		±15	±33	80%
MAW01-48S05		5	200	77%
MAW01-48S12		12	83	78%
MAW01-48S15		15	67	78%
MAW01-48S24		24	42	76%
MAW01-48D12		±12	±42	79%
MAW01-48D15		±15	±33	79%

MAPU02H Series | 2W



- Industrial Standard SIP-7 Package
- Unregulated Output Voltage
- I/O Isolation 3000VDC
- Operating Ambient Temp. Range -40°C to +90°C
- Short Circuit Protection

Model Number	Input Voltage (VDC)	Output Voltage (VDC)	Output Current (mA)	Efficiency
MAPU02-05S033H	5 (4.5 - 5.5)	3.3	500	74%
MAPU02-05S05H		5	400	78%
MAPU02-05S09H		9	222	79%
MAPU02-05S12H		12	168	81%
MAPU02-05S15H		15	132	80%
MAPU02-05D05H		±5	±200	77%
MAPU02-05D12H		±12	±84	79%
MAPU02-05D15H	12 (10.8 - 13.2)	±15	±66	78%
MAPU02-12S033H		3.3	500	76%
MAPU02-12S05H		5	400	78%
MAPU02-12S09H		9	222	80%
MAPU02-12S12H		12	168	82%
MAPU02-12S15H		15	132	81%
MAPU02-12D05H	24 (21.6 - 26.4)	±5	±200	78%
MAPU02-12D12H		±12	±84	81%
MAPU02-12D15H		±15	±66	81%
MAPU02-24S033H		3.3	500	76%
MAPU02-24S05H		5	400	78%
MAPU02-24S09H		9	222	79%
MAPU02-24S12H		12	168	81%
MAPU02-24S15H		15	132	79%
MAPU02-24D05H		±5	±200	76%
MAPU02-24D12H		±12	±84	80%
MAPU02-24D15H		±15	±66	79%

MCW1000 Series | 2W



- Industry Standard SIP-8 Package
- Wide 2 : 1 Input Voltage Range
- Fully Regulated Output Voltage
- I/O Isolation 1000 VDC
- Operating Ambient Temp. Range -40°C to +85°C
- Under-Voltage, Overload and Short Circuit Protection
- Remote On/Off Control
- UL/cUL/IEC/EN 62368-1(60950-1) Safety Approval

Model Number	Input Voltage (VDC)	Output Voltage (VDC)	Output Current (mA)	Efficiency
MCW1011	5 (4.5 - 9)	3.3	500	70%
MCW1012		5	400	73%
MCW1013		12	167	75%
MCW1021	12 (9 - 18)	3.3	500	73%
MCW1022		5	400	77%
MCW1023		12	167	80%
MCW1031	24 (18 - 36)	3.3	500	72%
MCW1032		5	400	77%
MCW1033		12	167	81%
MCW1041	48 (36 - 75)	3.3	500	71%
MCW1042		5	400	73%
MCW1043		12	167	79%

MCWI02 Series | 2W



- Industrial Standard SIP-8 Package
- Ultra-wide 4 : 1 Input Voltage Range
- Fully Regulated Output Voltage
- I/O Isolation 1500 VDC
- Operating Ambient Temp. Range -40°C to +90°C
- No Min. Load Requirement
- Overload and Short Circuit Protection
- Remote On/Off Control
- UL/cUL/IEC/EN 62368-1(60950-1) Safety Approval

Model Number	Input Voltage (VDC)	Output Voltage (VDC)	Output Current (mA)	Efficiency
MCWI02-12S033	12 (4.5 - 18)	3.3	500	75%
MCWI02-12S05		5	400	80%
MCWI02-12S12		12	167	82%
MCWI02-12S15		15	134	82%
MCWI02-12D05		±5	±200	80%
MCWI02-12D12		±12	±83	82%
MCWI02-12D15		±15	±67	82%
MCWI02-24S033	24 (9 - 36)	3.3	500	75%
MCWI02-24S05		5	400	80%
MCWI02-24S12		12	167	82%
MCWI02-24S15		15	134	82%
MCWI02-24D05		±5	±200	80%
MCWI02-24D12		±12	±83	82%
MCWI02-24D15		±15	±67	82%
MCWI02-48S033	48 (18 - 75)	3.3	500	74%
MCWI02-48S05		5	400	80%
MCWI02-48S12		12	167	82%
MCWI02-48S15		15	134	82%
MCWI02-48D05		±5	±200	80%
MCWI02-48D12		±12	±83	82%
MCWI02-48D15		±15	±67	82%

NEW

MBSU03 Series | 3W



- Industrial Standard SIP-4 Package
- Unregulated Output Voltage
- I/O Isolation 1500VDC
- Operating Ambient Temp. Range -40°C to +90°C
- Short Circuit Protection

Model Number	Input Voltage (VDC)	Output Voltage (VDC)	Output Current (mA)	Efficiency
MBSU03-05S05	5 (4.5 - 5.5)	5	600	79%
MBSU03-05S12		12	250	83%
MBSU03-05S15		15	200	84%
MBSU03-12S05	12 (10.8 - 13.2)	5	600	81%
MBSU03-12S12		12	250	85%
MBSU03-12S15		15	200	85%
MBSU03-24S05	24 (21.6 - 26.4)	5	600	82%
MBSU03-24S12		12	250	86%
MBSU03-24S15		15	200	86%

MCW03 Series | 3W



- Compact SIP-8 Package
- Wide 2 : 1 Input Voltage Range
- Fully Regulated Output Voltage
- I/O Isolation 1600 VDC
- Operating Ambient Temp. Range -40°C to +85°C
- Overload and Short Circuit Protection
- Remote On/Off Control
- UL/cUL/IEC/EN 62368-1(60950-1) Safety Approval

Model Number	Input Voltage (VDC)	Output Voltage (VDC)	Output Current (mA)	Efficiency
MCW03-05S033	5 (4.5 - 9)	3.3	700	71%
MCW03-05S05		5	600	73%
MCW03-05S12		12	250	79%
MCW03-05S15		15	200	79%
MCW03-05D05		±5	±300	74%
MCW03-05D12		±12	±125	79%
MCW03-05D15		±15	±100	79%
MCW03-12S033	12 (9 - 18)	3.3	700	75%
MCW03-12S05		5	600	78%
MCW03-12S12		12	250	83%
MCW03-12S15		15	200	83%
MCW03-12D05		±5	±300	79%
MCW03-12D12		±12	±125	83%
MCW03-12D15		±15	±100	83%
MCW03-24S033	24 (18 - 36)	3.3	700	75%
MCW03-24S05		5	600	78%
MCW03-24S12		12	250	83%
MCW03-24S15		15	200	83%
MCW03-24D05		±5	±300	80%
MCW03-24D12		±12	±125	83%
MCW03-24D15		±15	±100	83%
MCW03-48S033	48 (36 - 75)	3.3	700	75%
MCW03-48S05		5	600	78%
MCW03-48S12		12	250	83%
MCW03-48S15		15	200	83%
MCW03-48D05		±5	±300	80%
MCW03-48D12		±12	±125	83%
MCW03-48D15		±15	±100	83%

MCWI03 Series | 3W



- Compact SIP-8 Package
- Ultra-wide 4 : 1 Input Voltage Range
- Fully Regulated Output Voltage
- I/O Isolation 1600 VDC
- Operating Ambient Temp. Range -40°C to +85°C
- Overload and Short Circuit Protection
- Remote On/Off Control

Model Number	Input Voltage (VDC)	Output Voltage (VDC)	Output Current (mA)	Efficiency
MCWI03-12S033	12 (4.5 - 18)	3.3	700	74%
MCWI03-12S05		5	600	78%
MCWI03-12S12		12	250	80%
MCWI03-12S15		15	200	80%
MCWI03-12D05		±5	±300	80%
MCWI03-12D12		±12	±125	80%
MCWI03-12D15		±15	±100	80%
MCWI03-24S033	24 (9 - 36)	3.3	700	75%
MCWI03-24S05		5	600	80%
MCWI03-24S12		12	250	81%
MCWI03-24S15		15	200	81%
MCWI03-24D05		±5	±300	79%
MCWI03-24D12		±12	±125	80%
MCWI03-24D15		±15	±100	81%
MCWI03-48S033	48 (18 - 75)	3.3	700	74%
MCWI03-48S05		5	600	79%
MCWI03-48S12		12	250	79%
MCWI03-48S15		15	200	79%
MCWI03-48D05		±5	±300	79%
MCWI03-48D12		±12	±125	79%
MCWI03-48D15		±15	±100	80%

MCW04 Series | 4W



- Compact SIP-8 Package
- Wide 2:1 Input Voltage Range
- Fully Regulated Output Voltage
- I/O Isolation 1600 VDC
- Operating Ambient Temp. Range -40°C to +85°C
- No Min. Load Requirement
- Overload and Short Circuit Protection
- Remote On/Off Control
- UL/cUL/IEC/EN 62368-1 Safety Approval, CE Marking

Model Number	Input Voltage (VDC)	Output Voltage (VDC)	Output Current (mA)	Efficiency
MCW04-12S05	12 (9 - 18)	5	800	82%
MCW04-12S12		12	333	87%
MCW04-12S15		15	266	86%
MCW04-12S24		24	166	86%
MCW04-12D12		±12	±166	85%
MCW04-12D15		±15	±133	86%
MCW04-24S05	24 (18 - 36)	5	800	81%
MCW04-24S12		12	333	86%
MCW04-24S15		15	266	86%
MCW04-24S24		24	166	86%
MCW04-24D12		±12	±166	86%
MCW04-24D15		±15	±133	85%
MCW04-48S05	48 (36 - 75)	5	800	80%
MCW04-48S12		12	333	85%
MCW04-48S15		15	266	83%
MCW04-48S24		24	166	86%
MCW04-48D12		±12	±166	84%
MCW04-48D15		±15	±133	85%

MCWI04 Series | 4W



- Compact SIP-8 Package
- Ultra-wide 4:1 Input Voltage Range
- Fully Regulated Output Voltage
- I/O Isolation 1600 VDC
- Operating Ambient Temp. Range -40°C to +85°C
- No Min. Load Requirement
- Overload and Short Circuit Protection
- Remote On/Off Control
- UL/cUL/IEC/EN 62368-1 Safety Approval, CE Marking

Model Number	Input Voltage (VDC)	Output Voltage (VDC)	Output Current (mA)	Efficiency
MCWI04-24S05	24 (9 - 36)	5	800	79
MCWI04-24S12		12	333	83
MCWI04-24S15		15	266	83
MCWI04-24S24		24	166	83
MCWI04-24D12		±12	±166	83
MCWI04-24D15		±15	±133	83
MCWI04-48S05	48 (18 - 75)	5	800	78
MCWI04-48S12		12	333	82
MCWI04-48S15		15	266	82
MCWI04-48S24		24	166	82
MCWI04-48D12		±12	±166	82
MCWI04-48D15		±15	±133	82

MCWI05 Series | 5W



- Smallest Encapsulated 5W Converter
- Ultra-compact SIP-8 Package
- Ultra-wide 4 : 1 Input Voltage Range
- Fully Regulated Output Voltage
- I/O Isolation 1500 VDC
- Operating Ambient Temp. Range -40°C to +75°C
- No Min. Load Requirement
- Under-Voltage, Overload and Short Circuit Protection
- Remote On/Off Control
- UL/cUL/IEC/EN 62368-1(60950-1) Safety Approval

Model Number	Input Voltage (VDC)	Output Voltage (VDC)	Output Current (mA)	Efficiency
MCWI05-12S033	12 (4.5 - 18)	3.3	1,075	76%
MCWI05-12S05		5	1,000	81%
MCWI05-12S12		12	417	83%
MCWI05-12S15		15	334	83%
MCWI05-12S24		24	209	82%
MCWI05-12D12		±12	±209	81%
MCWI05-12D15		±15	±167	82%
MCWI05-24S033	24 (9 - 36)	3.3	1,075	76%
MCWI05-24S05		5	1,000	81%
MCWI05-24S12		12	417	83%
MCWI05-24S15		15	334	84%
MCWI05-24S24		24	209	83%
MCWI05-24D12		±12	±209	82%
MCWI05-24D15		±15	±167	82%
MCWI05-48S033	48 (18 - 75)	3.3	1,075	76%
MCWI05-48S05		5	1,000	80%
MCWI05-48S12		12	417	83%
MCWI05-48S15		15	334	84%
MCWI05-48S24		24	209	82%
MCWI05-48D12		±12	±209	82%
MCWI05-48D15		±15	±167	83%

MSLU100 Series | 1W



- Industrial SMD Package
 - Unregulated Output Voltage
 - I/O Isolation 1500 VDC
 - Operating Ambient Temp. Range -40°C to +90°C
 - Cleaning-washable Process Available(option)
 - Qualified for Lead-free Reflow Solder Process
- According to IPC/JEDEC J-STD-020D.1
- Tape & Reel Package Available
 - UL/cUL/IEC/EN 62368-1(60950-1) Safety Approval

Model Number	Input Voltage (VDC)	Output Voltage (VDC)	Output Current (mA)	Efficiency
MSLU101	5 (4.5 - 5.5)	3.3	300	73%
MSLU102		5	200	78%
MSLU103		9	110	78%
MSLU104		12	84	78%
MSLU105		15	67	79%
MSLU106		±5	±100	74%
MSLU108		±12	±42	78%
MSLU109		±15	±33	78%
MSLU111		3.3	300	74%
MSLU112	12 (10.8 - 13.2)	5	200	76%
MSLU113		9	110	78%
MSLU114		12	84	79%
MSLU115		15	67	80%
MSLU116		±5	±100	74%
MSLU118		±12	±42	78%
MSLU119		±15	±33	79%
MSLU154	15 (13.5 - 16.5)	12	84	78%
MSLU155		15	67	78%
MSLU121	24 (21.6 - 26.4)	3.3	300	72%
MSLU122		5	200	78%
MSLU123		9	110	77%
MSLU124		12	84	77%
MSLU125		15	67	79%
MSLU126		±5	±100	73%
MSLU128		±12	±42	78%
MSLU129		±15	±33	78%

MSLU300 Series | 1W



- Industrial SMD Package
 - Unregulated Output Voltage
 - I/O Isolation 3000 VDC
 - Operating Ambient Temp. Range -40°C to +90°C
 - Cleaning-washable Process Available(option)
 - Qualified for Lead-free Reflow Solder Process
- According to IPC/JEDEC J-STD-020D.1
- Tape & Reel Package Available

Model Number	Input Voltage (VDC)	Output Voltage (VDC)	Output Current (mA)	Efficiency
MSLU301	5 (4.5 - 5.5)	3.3	260	72%
MSLU302		5	200	75%
MSLU304		12	84	79%
MSLU305		15	67	80%
MSLU306		±5	±100	75%
MSLU308		±12	±42	79%
MSLU309		±15	±34	80%
MSLU311		3.3	260	73%
MSLU312		5	200	76%
MSLU314	12 (10.8 - 13.2)	12	84	80%
MSLU315		15	67	81%
MSLU316		±5	±100	76%
MSLU318		±12	±42	80%
MSLU319		±15	±34	80%
MSLU321		3.3	260	70%
MSLU322		5	200	73%
MSLU324	24 (21.6 - 26.4)	12	84	79%
MSLU325		15	67	79%
MSLU326		±5	±100	73%
MSLU328		±12	±42	79%
MSLU329		±15	±34	79%

MSPU01H Series | 1W



- Industrial SMD Package
 - Unregulated Output Voltage
 - I/O Isolation 3000 VDC
 - Operating Ambient Temp. Range -40°C to +85°C
 - Overload and Short Circuit Protection
 - Cleaning-washable Process Available(option)
 - Qualified for Lead-free Reflow Solder Process
- According to IPC/JEDEC J-STD-020D.1
- Tape & Reel Package Available
 - UL/cUL/IEC/EN 62368-1(60950-1) Safety Approval & CE Marking

Model Number	Input Voltage (VDC)	Output Voltage (VDC)	Output Current (mA)	Efficiency
MSPU01-033S033H	3.3 (2.97 - 3.63)	3.3	300	77%
MSPU01-033S05H		5	200	79%
MSPU01-033S12H		12	84	81%
MSPU01-033S15H		15	67	80%
MSPU01-033D05H		±5	±100	79%
MSPU01-033D12H		±12	±42	81%
MSPU01-033D15H		±15	±33	80%
MSPU01-05S033H		3.3	300	79%
MSPU01-05S05H		5	200	82%
MSPU01-05S12H	5 (4.5 - 5.5)	12	84	84%
MSPU01-05S15H		15	67	85%
MSPU01-05D05H		±5	±100	82%
MSPU01-05D12H		±12	±42	84%
MSPU01-05D15H		±15	±33	84%
MSPU01-12S033H		3.3	300	78%
MSPU01-12S05H		5	200	81%
MSPU01-12S12H		12	84	83%
MSPU01-12S15H	12 (10.8 - 13.2)	15	67	83%
MSPU01-12D05H		±5	±100	82%
MSPU01-12D12H		±12	±42	83%
MSPU01-12D15H		±15	±33	83%

MSCW01 Series | 1W



- Industrial SMD Package
 - Wide 2:1 Input Voltage Range
 - Fully Regulated Output Voltage
 - I/O Isolation 1500 VDC
 - Operating Ambient Temp. Range -40°C to +85°C
 - No Min. Load Requirement
 - Overload and Short Circuit Protection
 - Remote On/Off Function
 - Water-washable Process Available(option)
 - Qualified for Lead-free Reflow Solder Process
- According to IPC/JEDEC J-STD-020D.1
- Tape & Reel Package Available
 - UL/cUL/IEC/EN 62368-1(60950-1) Safety Approval

Model Number	Input Voltage (VDC)	Output Voltage (VDC)	Output Current (mA)	Efficiency
MSCW01-05S05	5 (4.5 - 9)	5	200	78%
MSCW01-05S12		12	83	79%
MSCW01-05S15		15	67	81%
MSCW01-05D12		±12	±42	79%
MSCW01-05D15		±15	±33	80%
MSCW01-12S05		5	200	79%
MSCW01-12S12		12	83	79%
MSCW01-12S15		15	67	82%
MSCW01-12D12		±12	±42	81%
MSCW01-12D15		±15	±33	80%
MSCW01-24S05	24 (18 - 36)	5	200	79%
MSCW01-24S12		12	83	82%
MSCW01-24S15		15	67	82%
MSCW01-24D12		±12	±42	82%
MSCW01-24D15		±15	±33	82%
MSCW01-48S05		5	200	79%
MSCW01-48S12		12	83	80%
MSCW01-48S15		15	67	80%
MSCW01-48D12		±12	±42	81%
MSCW01-48D15	48 (36 - 75)	±15	±33	81%

MSLU400 Series | 2W



- Industrial SMD Package
 - Unregulated Output Voltage
 - I/O Isolation 1500 VDC
 - Operating Ambient Temp. Range -40°C to +92.5°C
 - Cleaning-washable Process Available (option)
 - Qualified for Lead-free Reflow Solder Process
- According to IPC/JEDEC J-STD-020D.1
- Tape & Reel Package Available

Model Number	Input Voltage (VDC)	Output Voltage (VDC)	Output Current (mA)	Efficiency
MSLU401	5 (4.5 ~ 5.5)	3.3	500	70%
MSLU402		5	400	73%
MSLU404		12	165	77%
MSLU406		±5	±200	74%
MSLU408		±12	±83	76%
MSLU409		±15	±66	76%
MSLU411	12 (10.8 ~ 13.2)	3.3	500	72%
MSLU412		5	400	75%
MSLU414		12	165	79%
MSLU418		±12	±83	80%
MSLU419		±15	±66	80%
MSLU421	24 (21.6 ~ 26.4)	3.3	500	72%
MSLU422		5	400	75%
MSLU424		12	165	79%
MSLU428		±12	±83	79%
MSLU429		±15	±66	79%

MSDW1000 Series | 2W



- Industrial SMD Package
 - Wide 2:1 Input Voltage Range
 - Fully Regulated Output Voltage
 - I/O Isolation 1500 VDC
 - Operating Ambient Temp. Range -40°C to +85°C
 - Under-voltage and Short Circuit Protection
 - Cleaning-washable Process Available(option)
 - Qualified for Lead-free Reflow Solder Process
- According to IPC/JEDEC J-STD-020D.1
- Tape & Reel Package Available
 - UL/cUL/IEC/EN 60950-1 Safety Approval

Model Number	Input Voltage (VDC)	Output Voltage (VDC)	Output Current (mA)	Efficiency
MSDW1011	5 (4.5 ~ 9)	3.3	500	70%
MSDW1012		5	400	73%
MSDW1013		12	167	75%
MSDW1014		15	134	73%
MSDW1015		±5	±200	64%
MSDW1016		±12	±83	69%
MSDW1017		±15	±67	71%
MSDW1021	12 (9 ~ 18)	3.3	500	73%
MSDW1022		5	400	77%
MSDW1023		12	167	80%
MSDW1024		15	134	80%
MSDW1025		±5	±200	73%
MSDW1026		±12	±83	78%
MSDW1027		±15	±67	78%
MSDW1031	24 (18 ~ 36)	3.3	500	72%
MSDW1032		5	400	77%
MSDW1033		12	167	80%
MSDW1034		15	134	81%
MSDW1035		±5	±200	74%
MSDW1036		±12	±83	78%
MSDW1037		±15	±67	80%
MSDW1041	48 (36 ~ 75)	3.3	500	71%
MSDW1042		5	400	73%
MSDW1043		12	167	79%
MSDW1044		15	134	79%
MSDW1045		±5	±200	71%
MSDW1046		±12	±83	77%
MSDW1047		±15	±67	77%

MSCWI02 Series | 2W



- Very Compact SMD Package
 - Ultra-wide 4:1 Input Voltage Range
 - Fully Regulated Output Voltage
 - I/O Isolation 1500VDC
 - Operating Ambient Temp. Range -40°C to +80°C
 - No Min. Load Requirement
 - Under-voltage, Overload and Short Circuit Protection
 - Remote On/Off Control
 - EMI Emission EN55032 Class A Approved
 - Cleaning-washable Process Available(option)
 - Qualified for Lead-free Reflow Solder Process
- According to IPC/JEDEC J-STD-020D.1
- Tape & Reel Package Available
 - UL/cUL/IEC/EN 62368-1(60950-1) Safety Approval & CE Marking

Model Number	Input Voltage (VDC)	Output Voltage (VDC)	Output Current (mA)	Efficiency
MSCWI02-05S05	5 (4.5 ~ 12)	5	400	80%
MSCWI02-05S12		12	167	84%
MSCWI02-05S15		15	134	83%
MSCWI02-05S24		24	83	84%
MSCWI02-05D12		±12	±83	83%
MSCWI02-05D15		±15	±67	82%
MSCWI02-24S05	24 (9 ~ 36)	5	400	80%
MSCWI02-24S12		12	167	84%
MSCWI02-24S15		15	134	85%
MSCWI02-24S24		24	83	85%
MSCWI02-24D12		±12	±83	83%
MSCWI02-24D15		±15	±67	83%
MSCWI02-48S05	48 (18 ~ 75)	5	400	78%
MSCWI02-48S12		12	167	82%
MSCWI02-48S15		15	134	83%
MSCWI02-48S24		24	83	84%
MSCWI02-48D12		±12	±83	82%
MSCWI02-48D15		±15	±67	82%

MSCWI03 Series | 3W



- Very Compact SMD Package
 - Ultra-wide 4:1 Input Voltage Range
 - Fully Regulated Output Voltage
 - I/O Isolation 1500VDC
 - Operating Ambient Temp. Range -40°C to +80°C
 - No Min. Load Requirement
 - Under-voltage, Overload and Short Circuit Protection
 - Remote On/Off Control
 - EMI Emission EN 55032 Class A Approved
 - Cleaning-washable Process Available(option)
 - Qualified for Lead-free Reflow Solder Process
- According to IPC/JEDEC J-STD-020D.1
- Tape & Reel Package Available
 - UL/cUL/IEC/EN 62368-1(60950-1) Safety Approval & CE Marking

Model Number	Input Voltage (VDC)	Output Voltage (VDC)	Output Current (mA)	Efficiency
MSCWI03-05S05	5 (4.5 ~ 12)	5	600	81%
MSCWI03-05S12		12	250	84%
MSCWI03-05S15		15	200	84%
MSCWI03-05S24		24	125	84%
MSCWI03-05D12		±12	±125	83%
MSCWI03-05D15		±15	±100	83%
MSCWI03-24S05	24 (9 ~ 36)	5	600	80%
MSCWI03-24S12		12	250	85%
MSCWI03-24S15		15	200	85%
MSCWI03-24S24		24	125	85%
MSCWI03-24D12		±12	±125	84%
MSCWI03-24D15		±15	±100	84%
MSCWI03-48S05	48 (18 ~ 75)	5	600	80%
MSCWI03-48S12		12	250	84%
MSCWI03-48S15		15	200	84%
MSCWI03-48S24		24	125	85%
MSCWI03-48D12		±12	±125	83%
MSCWI03-48D15		±15	±100	82%

MSGWI06 Series | 6W



- Industrial SMD Package
 - Ultra-wide 4:1 Input Voltage Range
 - Fully Regulated Output Voltage
 - I/O Isolation 1500 VDC
 - Operating Ambient Temp. Range -40°C to +80°C
 - Under-voltage, Overload and Short Circuit Protection
 - Remote On/Off Control
 - Cleaning-washable Process Available(option)
 - Qualified for Lead-free Reflow Solder Process
- According to IPC/JEDEC J-STD-020D.1
- Tape & Reel Package Available
 - UL/cUL/IEC/EN 62368-1(60950-1) Safety Approval

Model Number	Input Voltage (VDC)	Output Voltage (VDC)	Output Current (mA)	Efficiency
MSGWI06-24S033	24 (9 - 36)	3.3	1,450	76%
MSGWI06-24S05		5	1,200	79%
MSGWI06-24S12		12	500	83%
MSGWI06-24S15		15	400	83%
MSGWI06-24S24		24	250	83%
MSGWI06-24D05		±5	±600	82%
MSGWI06-24D12		±12	±250	83%
MSGWI06-24D15		±15	±200	83%
MSGWI06-48S033	48 (18 - 75)	3.3	1,450	76%
MSGWI06-48S05		5	1,200	79%
MSGWI06-48S12		12	500	83%
MSGWI06-48S15		15	400	83%
MSGWI06-48S24		24	250	83%
MSGWI06-48D05		±5	±600	82%
MSGWI06-48D12		±12	±250	83%
MSGWI06-48D15		±15	±200	83%

MFSU01 Series | 1W



- Industrial Standard DIP-8 Package
- Unregulated Output Voltage
- I/O Isolation 1500VDC
- Operating Ambient Temp. Range -40°C to +85°C
- Short Circuit Protection

Model Number	Input Voltage (VDC)	Output Voltage (VDC)	Output Current (mA)	Efficiency
MFSU01-05S05	5 (4.5 - 5.5)	5	200	80%
MFSU01-05S12		12	84	82%
MFSU01-05S15		15	67	83%
MFSU01-12S05	12 (10.8 - 13.2)	5	200	79%
MFSU01-12S12		12	84	81%
MFSU01-12S15		15	67	82%
MFSU01-24S05	24 (21.6 - 26.4)	5	200	78%
MFSU01-24S12		12	84	80%
MFSU01-24S15		15	67	81%

MFPU01H Series | 1W



- Industrial Standard DIP-8 Package
- Unregulated Output Voltage
- I/O Isolation 3000VDC
- Operating Ambient Temp. Range -40°C to +90°C
- Overload and Short Circuit Protection
- UL/cUL/IEC/EN 62368-1(60950-1) Safety Approval & CE Marking

Model Number	Input Voltage (VDC)	Output Voltage (VDC)	Output Current (mA)	Efficiency
MFPU01-033S033H	3.3 (2.97 - 3.63)	3.3	300	75%
MFPU01-033S05H		5	200	79%
MFPU01-033S12H		12	84	80%
MFPU01-033S15H		15	67	81%
MFPU01-033D05H		±5	±100	78%
MFPU01-033D12H		±12	±42	80%
MFPU01-033D15H	5 (4.5 - 5.5)	±15	±33	81%
MFPU01-05S033H		3.3	300	77%
MFPU01-05S05H		5	200	80%
MFPU01-05S12H		12	84	82%
MFPU01-05S15H		15	67	83%
MFPU01-05D05H		±5	±100	80%
MFPU01-05D12H	12 (10.8 - 13.2)	±12	±42	83%
MFPU01-05D15H		±15	±33	83%
MFPU01-12S033H		3.3	300	77%
MFPU01-12S05H		5	200	79%
MFPU01-12S12H		12	84	81%
MFPU01-12S15H		15	67	82%
MFPU01-12D05H	12 (10.8 - 13.2)	±5	±100	80%
MFPU01-12D12H		±12	±42	82%
MFPU01-12D15H		±15	±33	82%

MFW02 Series | 2W



- Smallest Encapsulated 2W Converter
- Ultra-compact DIP-8 Package
- Wide 2:1 Input Voltage Range
- Fully Regulated Output Voltage
- I/O Isolation 1500 VDC
- Operating Ambient Temp. Range -40°C to +80°C
- No Min. Load Requirement
- Under-voltage, Overload and Short Circuit Protection
- UL/cUL/IEC/EN 62368-1(60950-1) Safety Approval & CE Marking

Model Number	Input Voltage (VDC)	Output Voltage (VDC)	Output Current (mA)	Efficiency
MFW02-05S033	5 (4.5 - 10)	3.3	400	79%
MFW02-05S05		5	400	81%
MFW02-05S12		12	167	85%
MFW02-05S15		15	134	87%
MFW02-05D05		±5	±200	83%
MFW02-05D12		±12	±83	85%
MFW02-05D15		±15	±67	85%
MFW02-12S033	12 (9 - 18)	3.3	400	80%
MFW02-12S05		5	400	83%
MFW02-12S12		12	167	87%
MFW02-12S15		15	134	87%
MFW02-12D05		±5	±200	84%
MFW02-12D12		±12	±83	86%
MFW02-12D15		±15	±67	86%
MFW02-24S033	24 (18 - 36)	3.3	400	79%
MFW02-24S05		5	400	84%
MFW02-24S12		12	167	86%
MFW02-24S15		15	134	87%
MFW02-24D05		±5	±200	84%
MFW02-24D12		±12	±83	86%
MFW02-24D15		±15	±67	86%
MFW02-48S033	48 (36 - 75)	3.3	400	79%
MFW02-48S05		5	400	83%
MFW02-48S12		12	167	85%
MFW02-48S15		15	134	86%
MFW02-48D05		±5	±200	82%
MFW02-48D12		±12	±83	84%
MFW02-48D15		±15	±67	84%

MFW03 Series | 3W



- Smallest Encapsulated 3W Converter
- Ultra-compact DIP-8 Package
- Wide 2:1 Input Voltage Range
- Fully Regulated Output Voltage
- I/O Isolation 1500 VDC
- Operating Ambient Temp. Range -40°C to +80°C
- No Min. Load Requirement
- Under-voltage, Overload and Short Circuit Protection
- UL/cUL/IEC/EN 62368-1(60950-1) Safety Approval & CE Marking

Model Number	Input Voltage (VDC)	Output Voltage (VDC)	Output Current (mA)	Efficiency
MFW03-05S033	5 (4.5 - 10)	3.3	600	79%
MFW03-05S05		5	600	81%
MFW03-05S12		12	250	85%
MFW03-05S15		15	200	85%
MFW03-05D05		±5	±300	82%
MFW03-05D12		±12	±125	84%
MFW03-05D15		±15	±100	85%
MFW03-12S033	12 (9 - 18)	3.3	600	80%
MFW03-12S05		5	600	83%
MFW03-12S12		12	250	87%
MFW03-12S15		15	200	87%
MFW03-12D05		±5	±300	84%
MFW03-12D12		±12	±125	86%
MFW03-12D15		±15	±100	87%
MFW03-24S033	24 (18 - 36)	3.3	600	80%
MFW03-24S05		5	600	83%
MFW03-24S12		12	250	87%
MFW03-24S15		15	200	87%
MFW03-24D05		±5	±300	84%
MFW03-24D12		±12	±125	86%
MFW03-24D15		±15	±100	87%
MFW03-48S033	48 (36 - 75)	3.3	600	79%
MFW03-48S05		5	600	82%
MFW03-48S12		12	250	86%
MFW03-48S15		15	200	86%
MFW03-48D05		±5	±300	82%
MFW03-48D12		±12	±125	85%
MFW03-48D15		±15	±100	85%

MDWI03 Series | 3W



- Compact DIP-16 Package
- Ultra-wide 4:1 Input Voltage Range
- Fully Regulated Output Voltage
- I/O Isolation 1500 VDC
- Operating Ambient Temp. Range -40°C to +85°C
- Under-voltage, Overload and Short Circuit Protection
- Remote On/Off Control
- UL/cUL/IEC/EN 62368-1(60950-1) Safety Approval

Model Number	Input Voltage (VDC)	Output Voltage (VDC)	Output Current (mA)	Efficiency
MDWI03-24S033	24 (9 - 36)	3.3	600	75%
MDWI03-24S05		5	600	78%
MDWI03-24S12		12	250	80%
MDWI03-24S15		15	200	80%
MDWI03-24S24		24	125	80%
MDWI03-24D05		±5	±300	77%
MDWI03-24D12		±12	±125	80%
MDWI03-24D15		±15	±100	80%
MDWI03-48S033	48 (18 - 75)	3.3	600	75%
MDWI03-48S05		5	600	78%
MDWI03-48S12		12	250	80%
MDWI03-48S15		15	200	80%
MDWI03-48S24		24	125	80%
MDWI03-48D05		±5	±300	77%
MDWI03-48D12		±12	±125	80%
MDWI03-48D15		±15	±100	80%

MIW03 Series | 3W



- Industrial Standard DIP-24 Package
- Wide 2:1 Input Voltage Range
- Fully Regulated Output Voltage
- I/O Isolation 1500 VDC (opt. 3000VDC)
- Operating Ambient Temp. Range -40°C to +85°C
- No Min. Load Requirement
- Under-voltage, Overload and Short Circuit Protection
- EMI Emission EN 55032 Class A Approved
- UL/cUL/IEC/EN 62368-1(60950-1) Safety Approval & CE-Marking

Model Number	Input Voltage (VDC)	Output Voltage (VDC)	Output Current (mA)	Efficiency
MIW03-05S033	5 (4.5 - 9)	3.3	750	77%
MIW03-05S05		5	600	80%
MIW03-05S12		12	250	82%
MIW03-05S15		15	200	82%
MIW03-05S24		24	125	81%
MIW03-05D05		±5	±250	80%
MIW03-05D12		±12	±125	82%
MIW03-05D15		±15	±100	82%
MIW03-12S033	12 (9 - 18)	3.3	750	79%
MIW03-12S05		5	600	81%
MIW03-12S12		12	250	85%
MIW03-12S15		15	200	85%
MIW03-12S24		24	125	84%
MIW03-12D05		±5	±250	80%
MIW03-12D12		±12	±125	84%
MIW03-12D15		±15	±100	84%
MIW03-24S033	24 (18 - 36)	3.3	750	79%
MIW03-24S05		5	600	81%
MIW03-24S12		12	250	85%
MIW03-24S15		15	200	85%
MIW03-24S24		24	125	84%
MIW03-24D05		±5	±250	80%
MIW03-24D12		±12	±125	84%
MIW03-24D15		±15	±100	84%
MIW03-48S033	48 (36 - 75)	3.3	750	79%
MIW03-48S05		5	600	81%
MIW03-48S12		12	250	85%
MIW03-48S15		15	200	85%
MIW03-48S24		24	125	84%
MIW03-48D05		±5	±250	80%
MIW03-48D12		±12	±125	84%
MIW03-48D15		±15	±100	84%

MIWI03 Series | 3W



- Industrial Standard DIP-24 Package
- Ultra-wide 4:1 Input Voltage Range
- Fully Regulated Output Voltage
- I/O Isolation 1500 VDC (opt. 3000VDC)
- Operating Ambient Temp. Range -40°C to +85°C
- No Min. Load Requirement
- Under-voltage, Overload and Short Circuit Protection
- EMI Emission EN 55032 Class A Approved
- UL/cUL/IEC/EN 62368-1(60950-1) Safety Approval & CE-Marking

Model Number	Input Voltage (VDC)	Output Voltage (VDC)	Output Current (mA)	Efficiency
MIWI03-24S033	24 (9 - 36)	3.3	750	77%
MIWI03-24S05		5	600	79%
MIWI03-24S12		12	250	82%
MIWI03-24S15		15	200	83%
MIWI03-24S24		24	125	81%
MIWI03-24D05		±5	±300	80%
MIWI03-24D12		±12	±125	82%
MIWI03-24D15		±15	±100	82%
MIWI03-48S033	48 (18 - 75)	3.3	750	77%
MIWI03-48S05		5	600	80%
MIWI03-48S12		12	250	83%
MIWI03-48S15		15	200	84%
MIWI03-48S24		24	125	82%
MIWI03-48D05		±5	±300	80%
MIWI03-48D12		±12	±125	82%
MIWI03-48D15		±15	±100	82%

MDWI06 Series | 6W



- Smallest Encapsulated 6W Converter
- Industrial Standard DIP-16 Package
- Ultra-wide 4:1 Input Voltage Range
- Fully Regulated Output Voltage
- I/O Isolation 1500 VDC
- Operating Temp. Range -40°C to +90°C
- Low No Load Power Consumption
- No Min. Load Requirement
- Under-voltage, Overload and Short Circuit Protection
- Shielded Metal Case with Insulated Baseplate
- Conducted EMI EN 55032 Class A Approved
- UL/cUL/IEC/EN 62368-1(60950-1) Safety Approval & CE Marking

Model Number	Input Voltage (VDC)	Output Voltage (VDC)	Output Current (mA)	Efficiency
MDWI06-24S033	24 (9 - 36)	3.3	1,500	78%
MDWI06-24S05		5	1,200	82%
MDWI06-24S12		12	500	86%
MDWI06-24S15		15	400	86%
MDWI06-24S24		24	250	87%
MDWI06-24D12		±12	±250	86%
MDWI06-24D15		±15	±200	87%
MDWI06-48S033	48 (18 - 75)	3.3	1,500	78%
MDWI06-48S05		5	1,200	82%
MDWI06-48S12		12	500	86%
MDWI06-48S15		15	400	86%
MDWI06-48S24		24	250	87%
MDWI06-48D12		±12	±250	87%
MDWI06-48D15		±15	±200	87%


MIW06 Series | 6W



- Industrial Standard DIP-24 Package
- Wide 2:1 Input Voltage Range
- Fully Regulated Output Voltage
- I/O Isolation 1500 VDC (opt. 3000VDC)
- Operating Ambient Temp. Range -40°C to +85°C
- No Min. Load Requirement
- Under-voltage, Overload and Short Circuit Protection
- UL/cUL/IEC/EN 62368-1(60950-1) Safety Approval

Model Number	Input Voltage (VDC)	Output Voltage (VDC)	Output Current (mA)	Efficiency
MIW06-12S033	12 (9 - 18)	3.3	1,200	75%
MIW06-12S05		5	1,200	78%
MIW06-12S12		12	500	82%
MIW06-12S15		15	400	82%
MIW06-12S24		24	250	84%
MIW06-12D05		±5	±500	78%
MIW06-12D12		±12	±250	82%
MIW06-12D15		±15	±200	82%
MIW06-24S033	24 (18 - 36)	3.3	1,200	77%
MIW06-24S05		5	1,200	80%
MIW06-24S12		12	500	84%
MIW06-24S15		15	400	84%
MIW06-24S24		24	250	84%
MIW06-24D05		±5	±500	80%
MIW06-24D12		±12	±250	84%
MIW06-24D15		±15	±200	84%
MIW06-48S033	48 (36 - 75)	3.3	1,200	77%
MIW06-48S05		5	1,200	80%
MIW06-48S12		12	500	84%
MIW06-48S15		15	400	84%
MIW06-48S24		24	250	84%
MIW06-48D05		±5	±500	80%
MIW06-48D12		±12	±250	84%
MIW06-48D15		±15	±200	84%

MIWI06 Series | 6W



- Industrial Standard DIP-24 Package
- Ultra-wide 4:1 Input Voltage Range
- Fully Regulated Output Voltage
- I/O Isolation 1500 VDC (opt. 3000VDC)
- Operating Ambient Temp. Range -40°C to +85°C
- No Min. Load Requirement
- Under-voltage, Overload and Short Circuit Protection
- UL/cUL/IEC/EN 62368-1(60950-1) Safety Approval

Model Number	Input Voltage (VDC)	Output Voltage (VDC)	Output Current (mA)	Efficiency
MIWI06-24S033	24 (9 - 36)	3.3	1,200	77%
MIWI06-24S05		5	1,200	80%
MIWI06-24S12		12	500	84%
MIWI06-24S15		15	400	84%
MIWI06-24S24		24	250	84%
MIWI06-24D05		±5	±500	80%
MIWI06-24D12		±12	±250	84%
MIWI06-24D15		±15	±200	84%
MIWI06-48S033	48 (18 - 75)	3.3	1,200	77%
MIWI06-48S05		5	1,200	80%
MIWI06-48S12		12	500	84%
MIWI06-48S15		15	400	84%
MIWI06-48S24		24	250	84%
MIWI06-48D05		±5	±500	80%
MIWI06-48D12		±12	±250	84%
MIWI06-48D15		±15	±200	84%

MDW08 Series | 8W



- Smallest Encapsulated 8W Converter
- Industrial Standard DIP-16 Package
- Wide 2:1 Input Voltage Range
- Fully Regulated Output Voltage
- I/O Isolation 1500 VDC
- Operating Ambient Temp. Range -40°C to +80°C
- Low No Load Power Consumption
- No Min. Load Requirement
- Under-voltage, Overload and Short Circuit Protection
- Shielded Metal Case with Insulated Baseplate
- Conducted EMI EN 55032 Class A Approved
- UL/cUL/IEC/EN 62368-1(60950-1) Safety Approval & CE Marking

Model Number	Input Voltage (VDC)	Output Voltage (VDC)	Output Current (mA)	Efficiency
MDW08-12S033	12 (9 - 18)	3.3	1,600	78%
MDW08-12S05		5	1,600	81%
MDW08-12S12		12	665	84%
MDW08-12S15		15	535	84%
MDW08-12S24		24	335	85%
MDW08-12D12		±12	±335	85%
MDW08-12D15		±15	±265	84%
MDW08-24S033	24 (18 - 36)	3.3	1,600	78%
MDW08-24S05		5	1,600	82%
MDW08-24S12		12	665	85%
MDW08-24S15		15	535	85%
MDW08-24S24		24	335	86%
MDW08-24D12		±12	±335	85%
MDW08-24D15		±15	±265	86%
MDW08-48S033	48 (36 - 75)	3.3	1,600	78%
MDW08-48S05		5	1,600	81%
MDW08-48S12		12	665	85%
MDW08-48S15		15	535	85%
MDW08-48S24		24	335	86%
MDW08-48D12		±12	±335	86%
MDW08-48D15		±15	±265	86%

MDWI08 Series | 8W



- Smallest Encapsulated 8W Converter
- Industrial Standard DIP-16 Package
- Ultra-wide 4:1 Input Voltage Range
- Fully Regulated Output Voltage
- I/O Isolation 1500VDC
- Operating Ambient Temp. Range -40°C to +80°C
- Low No Load Power Consumption
- No Min. Load Requirement
- Under-voltage, Overload and Short Circuit Protection
- Shielded Metal Case with Insulated Baseplate
- Conducted EMI EN 55032 Class A Approved
- UL/cUL/IEC/EN 62368-1(60950-1) Safety Approval & CE Marking

Model Number	Input Voltage (VDC)	Output Voltage (VDC)	Output Current (mA)	Efficiency
MDWI08-24S033	24 (9 - 36)	3.3	2,000	78%
MDWI08-24S05		5	1,600	82%
MDWI08-24S12		12	665	85%
MDWI08-24S15		15	535	85%
MDWI08-24S24		24	335	86%
MDWI08-24D12		±12	±335	85%
MDWI08-24D15		±15	±265	86%
MDWI08-48S033	48 (18 - 75)	3.3	2,000	78%
MDWI08-48S05		5	1,600	81%
MDWI08-48S12		12	665	85%
MDWI08-48S15		15	535	85%
MDWI08-48S24		24	335	86%
MDWI08-48D12		±12	±335	86%
MDWI08-48D15		±15	±265	86%

MDW10 Series | 10W



- Smallest Encapsulated 10W Converter
- Industrial Standard DIP-16 Package
- Wide 2:1 Input Voltage Range
- Fully Regulated Output Voltage
- I/O Isolation 1500 VDC
- Operating Ambient Temp. Range -40°C to +88°C
- Low No Load Power Consumption
- No Min. Load Requirement
- Under-voltage, Overload and Short Circuit Protection
- Shielded Metal Case with Insulated Baseplate
- Conducted EMI EN 55032 Class A & FCC Level A Approved
- UL/cUL/IEC/EN 62368-1(60950-1) Safety Approval & CE Marking

Model Number	Input Voltage (VDC)	Output Voltage (VDC)	Output Current (mA)	Efficiency
MDW10-12S033	12 (9 - 18)	3.3	2,700	79%
MDW10-12S05		5	2,000	82%
MDW10-12S051		5.1	2,000	82%
MDW10-12S12		12	833	86%
MDW10-12S15		15	666	87%
MDW10-12S24		24	416	87%
MDW10-12D12		±12	±416	86%
MDW10-12D15		±15	±333	86%
MDW10-24S033	24 (18 - 36)	3.3	2,700	80%
MDW10-24S05		5	2,000	83%
MDW10-24S051		5.1	2,000	83%
MDW10-24S12		12	833	87%
MDW10-24S15		15	666	88%
MDW10-24S24		24	416	88%
MDW10-24D12		±12	±416	87%
MDW10-24D15		±15	±333	87%
MDW10-48S033	48 (36 - 75)	3.3	2,700	80%
MDW10-48S05		5	2,000	83%
MDW10-48S051		5.1	2,000	83%
MDW10-48S12		12	833	87%
MDW10-48S15		15	666	88%
MDW10-48S24		24	416	88%
MDW10-48D12		±12	±416	87%
MDW10-48D15		±15	±333	87%

MDWI10 Series | 10W



- Smallest Encapsulated 10W Converter
- Industrial Standard DIP-16 Package
- Ultra-wide 4:1 Input Voltage Range
- Fully Regulated Output Voltage
- I/O Isolation 1500VDC
- Operating Ambient Temp. Range -40°C to +88°C
- Low No Load Power Consumption
- No Min. Load Requirement
- Under-voltage, Overload and Short Circuit Protection
- Shielded Metal Case with Insulated Baseplate
- Conducted EMI EN 55032 Class A Approved
- UL/cUL/IEC/EN 62368-1(60950-1) Safety Approval & CE Marking

Model Number	Input Voltage (VDC)	Output Voltage (VDC)	Output Current (mA)	Efficiency
MDWI10-24S033	24 (9 - 36)	3.3	2,700	80%
MDWI10-24S05		5	2,000	83%
MDWI10-24S051		5.1	2,000	83%
MDWI10-24S12		12	833	87%
MDWI10-24S15		15	666	88%
MDWI10-24S24		24	416	88%
MDWI10-24D12		±12	±416	87%
MDWI10-24D15		±15	±333	87%
MDWI10-48S033	48 (18 - 75)	3.3	2,700	80%
MDWI10-48S05		5	2,000	83%
MDWI10-48S051		5.1	2,000	83%
MDWI10-48S12		12	833	87%
MDWI10-48S15		15	666	88%
MDWI10-48S24		24	416	88%
MDWI10-48D12		±12	±416	87%
MDWI10-48D15		±15	±333	87%

MIW10 Series | 10W



- Industrial Standard DIP-24 Package
- Wide 2:1 Input Voltage Range
- Fully Regulated Output Voltage
- I/O Isolation 1500 VDC
- Operating Ambient Temp. Range -40°C to +85°C
- Low No Load Power Consumption
- No Min. Load Requirement
- Under-Voltage, Overload and Short Circuit Protection
- Remote On/Off Control
- Shielded Metal Case with Insulated Baseplate
- UL/cUL/IEC/EN 62368-1(60950-1) Safety Approval

Model Number	Input Voltage (VDC)	Output Voltage (VDC)	Output Current (mA)	Efficiency
MIW10-12S033	12 (9 - 18)	3.3	2,700	86%
MIW10-12S05		5	2,000	85%
MIW10-12S051		5.1	2,000	85%
MIW10-12S12		12	833	88%
MIW10-12S15		15	666	89%
MIW10-12D12		±12	±416	88%
MIW10-12D15		±15	±333	89%
MIW10-24S033	24 (18 - 36)	3.3	2,700	86%
MIW10-24S05		5	2,000	85%
MIW10-24S051		5.1	2,000	85%
MIW10-24S12		12	833	89%
MIW10-24S15		15	666	89%
MIW10-24D12		±12	±416	88%
MIW10-24D15		±15	±333	89%
MIW10-48S033	48 (36 - 75)	3.3	2,700	86%
MIW10-48S05		5	2,000	85%
MIW10-48S051		5.1	2,000	85%
MIW10-48S12		12	833	87%
MIW10-48S15		15	666	88%
MIW10-48D12		±12	±416	87%
MIW10-48D15		±15	±333	88%

MIWI10 Series | 10W



- Industrial Standard DIP-24 Package
- Ultra-wide 4:1 Input Voltage Range
- Fully Regulated Output Voltage
- High Efficiency up to 87%
- I/O Isolation 1500 VDC
- Operating Temp. Range -40°C to +85°C
- No Min. Load Requirement
- Overload and Short Circuit Protection
- Remote On/Off Control
- Shielded Metal Case with Insulated Baseplate
- UL/cUL/IEC/EN 62368-1(60950-1) Safety Approval

Model Number	Input Voltage (VDC)	Output Voltage (VDC)	Output Current (mA)	Efficiency
MIWI10-24S033	24 (9 - 36)	3.3	2,700	86%
MIWI10-24S05		5	2,000	85%
MIWI10-24S051		5.1	2,000	85%
MIWI10-24S12		12	833	87%
MIWI10-24S15		15	666	87%
MIWI10-24S24		24	416	87%
MIWI10-24D12		±12	±416	87%
MIWI10-24D15		±15	±333	87%
MIWI10-48S033	48 (18 - 75)	3.3	2,700	86%
MIWI10-48S05		5	2,000	85%
MIWI10-48S051		5.1	2,000	85%
MIWI10-48S12		12	833	87%
MIWI10-48S15		15	666	87%
MIWI10-48S24		24	416	87%
MIWI10-48D12		±12	±416	87%
MIWI10-48D15		±15	±333	87%

NEW

MDW12 Series | 12W



- Smallest Encapsulated 12W Converter
- Industrial Standard DIP-16 Package
- Wide 2:1 Input Voltage Range
- Fully Regulated Output Voltage
- I/O Isolation 1500 VDC
- Operating Ambient Temp. Range -40°C to +85°C
- Low No Load Power Consumption
- No Min. Load Requirement
- Under-voltage, Overload and Short Circuit Protection
- Shielded Metal Case with Insulated Baseplate
- Conducted EMI EN 55032 Class A
- UL/cUL/IEC/EN 62368-1 Safety Approval & CE Marking

Model Number	Input Voltage (VDC)	Output Voltage (VDC)	Output Current (mA)	Efficiency
MDW12-12S05	12 (9 - 18)	5	2,400	83%
MDW12-12S051		5.1	2,400	83%
MDW12-12S12		12	1,000	87%
MDW12-12S15		15	800	88%
MDW12-12S24		24	500	88%
MDW12-12D12		±12	±500	87%
MDW12-12D15		±15	±400	87%
MDW12-24S05	24 (18 - 36)	5	2,400	83%
MDW12-24S051		5.1	2,400	83%
MDW12-24S12		12	1,000	87%
MDW12-24S15		15	800	88%
MDW12-24S24		24	500	88%
MDW12-24D12		±12	±500	87%
MDW12-24D15		±15	±400	87%
MDW12-48S05	48 (36 - 75)	5	2,400	83%
MDW12-48S051		5.1	2,400	83%
MDW12-48S12		12	1,000	87%
MDW12-48S15		15	800	88%
MDW12-48S24		24	500	88%
MDW12-48D12		±12	±500	87%
MDW12-48D15		±15	±400	87%

NEW

MDWI12 Series | 12W



- Smallest Encapsulated 12W Converter
- Industrial Standard DIP-16 Package
- Ultra-wide 4:1 Input Voltage Range
- Fully Regulated Output Voltage
- I/O Isolation 1500 VDC
- Operating Ambient Temp. Range -40°C to +85°C
- Low No Load Power Consumption
- No Min. Load Requirement
- Under-voltage, Overload and Short Circuit Protection
- Shielded Metal Case with Insulated Baseplate
- Conducted EMI EN 55032 Class A
- UL/cUL/IEC/EN 62368-1 Safety Approval & CE Marking

Model Number	Input Voltage (VDC)	Output Voltage (VDC)	Output Current (mA)	Efficiency
MDWI12-24S05	24 (9 - 36)	5	2,400	83%
MDWI12-24S051		5.1	2,400	83%
MDWI12-24S12		12	1,000	87%
MDWI12-24S15		15	800	88%
MDWI12-24S24		24	500	88%
MDWI12-24D12		±12	±500	87%
MDWI12-24D15		±15	±400	87%
MDWI12-48S05	48 (18 - 75)	5	2,400	83%
MDWI12-48S051		5.1	2,400	83%
MDWI12-48S12		12	1,000	87%
MDWI12-48S15		15	800	88%
MDWI12-48S24		24	500	88%
MDWI12-48D12		±12	±500	87%
MDWI12-48D15		±15	±400	87%

NEW

MDW15 Series | 15W



- Smallest Encapsulated 15W Converter
- Industrial Standard DIP-16 Package
- Wide 2:1 Input Voltage Range
- Fully Regulated Output Voltage
- I/O Isolation 1500 VDC
- Operating Ambient Temp. Range -40°C to +85°C
- Low No Load Power Consumption
- No Min. Load Requirement
- Under-voltage, Overload and Short Circuit Protection
- Shielded Metal Case with Insulated Baseplate
- Conducted EMI EN 55032 Class A Approved
- UL/cUL/IEC/EN 62368-1 Safety Approval & CE Marking

Model Number	Input Voltage (VDC)	Output Voltage (VDC)	Output Current (mA)	Efficiency
MDW15-12S051	12 (9 - 18)	5.1	2,940	86%
MDW15-12S12		12	1,250	87%
MDW15-12S15		15	1,000	87%
MDW15-12S24		24	625	87%
MDW15-12D12		±12	±625	87%
MDW15-12D15		±15	±500	87%
MDW15-24S051	24 (18 - 36)	5.1	2,940	86%
MDW15-24S12		12	1,250	87%
MDW15-24S15		15	1,000	87%
MDW15-24S24		24	625	87%
MDW15-24D12		±12	±625	87%
MDW15-24D15		±15	±500	87%
MDW15-48S051	48 (36 - 75)	5.1	2,940	86%
MDW15-48S12		12	1,250	87%
MDW15-48S15		15	1,000	87%
MDW15-48S24		24	625	87%
MDW15-48D12		±12	±625	87%
MDW15-48D15		±15	±500	87%

NEW

MDWI15 Series | 15W



- Smallest Encapsulated 15W Converter
- Industrial Standard DIP-16 Package
- Ultra-wide 4:1 Input Voltage Range
- Fully Regulated Output Voltage
- I/O Isolation 1500 VDC
- Operating Ambient Temp. Range -40°C to +85°C
- Low No Load Power Consumption
- No Min. Load Requirement
- Under-voltage, Overload and Short Circuit Protection
- Shielded Metal Case with Insulated Baseplate
- Conducted EMI EN 55032 Class A Approved
- UL/cUL/IEC/EN 62368-1 Safety Approval & CE Marking

Model Number	Input Voltage (VDC)	Output Voltage (VDC)	Output Current (mA)	Efficiency
MDWI15-24S051	24 (9 - 36)	5.1	2,940	86%
MDWI15-24S12		12	1,250	87%
MDWI15-24S15		15	1,000	87%
MDWI15-24S24		24	625	87%
MDWI15-24D12		±12	±625	87%
MDWI15-24D15		±15	±500	87%
MDWI15-48S051	48 (18 - 75)	5.1	2,940	86%
MDWI15-48S12		12	1,250	87%
MDWI15-48S15		15	1,000	87%
MDWI15-48S24		24	625	87%
MDWI15-48D12		±12	±625	87%
MDWI15-48D15		±15	±500	87%

MJW10 Series | 10W



- Industrial Standard 1" x 1" Package
- Wide 2:1 Input Voltage Range
- Fully Regulated Output Voltage
- I/O Isolation 1500VDC
- Operating Ambient Temp. Range -40°C to +80°C
- Low No Load Power Consumption
- No Min. Load Requirement
- Under-voltage, Overload and Short Circuit Protection
- Remote On/Off Control (option)
- Shielded Metal Case with Insulated Baseplate
- Conducted EMI EN 55032 Class A Approved
- UL/cUL/IEC/EN 62368-1(60950-1) Safety Approval & CE Marking

Model Number	Input Voltage (VDC)	Output Voltage (VDC)	Output Current (mA)	Efficiency
MJW10-12S033	12 (9 - 18)	3.3	2,500	82%
MJW10-12S05		5	2,000	85%
MJW10-12S051		5.1	2,000	85%
MJW10-12S12		12	830	87%
MJW10-12S15		15	670	88%
MJW10-12D05		±5	±1000	84%
MJW10-12D12		±12	±416	87%
MJW10-12D15		±15	±333	87%
MJW10-24S033	24 (18 - 36)	3.3	2,500	83%
MJW10-24S05		5	2,000	85%
MJW10-24S051		5.1	2,000	85%
MJW10-24S12		12	830	88%
MJW10-24S15		15	670	89%
MJW10-24D05		±5	±1000	85%
MJW10-24D12		±12	±416	88%
MJW10-24D15		±15	±333	89%
MJW10-48S033	48 (36 - 75)	3.3	2,500	83%
MJW10-48S05		5	2,000	86%
MJW10-48S051		5.1	2,000	85%
MJW10-48S12		12	830	89%
MJW10-48S15		15	670	89%
MJW10-48D05		±5	±1000	86%
MJW10-48D12		±12	±416	87%
MJW10-48D15		±15	±333	88%

MJWI10 Series | 10W



- Ultra-compact 1"x1" Package
- Ultra-wide 4:1 Input Voltage Range
- Fully Regulated Output Voltage
- High Efficiency up to 87%
- I/O Isolation 1500 VDC
- Operating Ambient Temp. Range -40°C to +80°C
- Under-voltage, Overload and Short Circuit Protection
- Remote On/Off Control
- Shielded Metal Case with Insulated Baseplate
- Conducted EMI EN 55032 Class A Approved
- UL/cUL/IEC/EN 62368-1(60950-1) Safety Approval & CE Marking

Model Number	Input Voltage (VDC)	Output Voltage (VDC)	Output Current (mA)	Efficiency
MJWI10-24S033	24 (9 - 36)	3.3	2,200	86%
MJWI10-24S05		5	2,000	84%
MJWI10-24S051		5.1	2,000	84%
MJWI10-24S12		12	830	86%
MJWI10-24S15		15	660	87%
MJWI10-24S24		24	410	86%
MJWI10-24D05		±5	±1000	84%
MJWI10-24D12		±12	±410	86%
MJWI10-24D15		±15	±330	87%
MJWI10-48S033	48 (18 - 75)	3.3	2,200	85%
MJWI10-48S05		5	2,000	84%
MJWI10-48S051		5.1	2,000	84%
MJWI10-48S12		12	830	86%
MJWI10-48S15		15	660	87%
MJWI10-48S24		24	410	86%
MJWI10-48D05		±5	±1000	84%
MJWI10-48D12		±12	±410	86%
MJWI10-48D15		±15	±330	87%

MJW15 Series | 15W



- Industrial Standard 1" x 1" Package
- Wide 2:1 Input Voltage Range
- Fully Regulated Output Voltage
- I/O Isolation 1500VDC
- Operating Ambient Temp. Range -40°C to +90°C
- Low No Load Power Consumption
- No Min. Load Requirement
- Under-voltage, Overload/Voltage and Short Circuit Protection
- Remote On/Off Control, Output Voltage Trim
- Shielded Metal Case with Insulated Baseplate
- Conducted EMI EN 55032 Class A Approved
- UL/cUL/IEC/EN 62368-1(60950-1) Safety Approval & CE Marking

Model Number	Input Voltage (VDC)	Output Voltage (VDC)	Output Current (mA)	Efficiency
MJW15-12S033	12 (9 - 18)	3.3	3,400	86%
MJW15-12S05		5	3,000	89%
MJW15-12S12		12	1,250	89%
MJW15-12S15		15	1,000	89%
MJW15-12S24		24	625	90%
MJW15-12D12		±12	±625	89%
MJW15-12D15		±15	±500	90%
MJW15-24S033	24 (18 - 36)	3.3	3,400	86%
MJW15-24S05		5	3,000	88%
MJW15-24S12		12	1,250	90%
MJW15-24S15		15	1,000	90%
MJW15-24S24		24	625	91%
MJW15-24D12		±12	±625	90%
MJW15-24D15		±15	±500	90%
MJW15-48S033	48 (36 - 75)	3.3	3,400	87%
MJW15-48S05		5	3,000	88%
MJW15-48S12		12	1,250	90%
MJW15-48S15		15	1,000	90%
MJW15-48S24		24	625	91%
MJW15-48D12		±12	±625	89%
MJW15-48D15		±15	±500	90%

MJWI15 Series | 15W



- Industrial Standard 1" X 1" Package
- Ultra-wide 4:1 Input Voltage Range
- Fully Regulated Output Voltage
- Excellent Efficiency up to 91%
- I/O Isolation 1500 VDC
- Operating Ambient Temp. Range -40°C to +90°C
- Low No Load Power Consumption
- No Min. Load Requirement
- Under-voltage, Overload/Voltage and Short Circuit Protection
- Remote On/Off Control, Output Voltage Trim
- Shielded Metal Case with Insulated Baseplate
- Conducted EMI EN 55032 Class A Approved
- UL/cUL/IEC/EN 62368-1(60950-1) Safety Approval & CE Marking

Model Number	Input Voltage (VDC)	Output Voltage (VDC)	Output Current (mA)	Efficiency
MJWI15-24S033	24 (9 - 36)	3.3	3,400	86%
MJWI15-24S05		5	3,000	88%
MJWI15-24S12		12	1,250	88%
MJWI15-24S15		15	1,000	89%
MJWI15-24S24		24	625	91%
MJWI15-24D12		±12	±625	89%
MJWI15-24D15		±15	±500	89%
MJWI15-48S033	48 (18 - 75)	3.3	3,400	86%
MJWI15-48S05		5	3,000	88%
MJWI15-48S12		12	1,250	89%
MJWI15-48S15		15	1,000	89%
MJWI15-48S24		24	625	91%
MJWI15-48D12		±12	±625	90%
MJWI15-48D15		±15	±500	89%

MJWI20 Series | 20W



- Smallest Encapsulated 20W Converter
- Ultra-compact 1" X 1" Package
- Ultra-wide 4:1 Input Voltage Range
- Fully Regulated Output Voltage
- Excellent Efficiency up to 89%
- I/O Isolation 1500 VDC
- Operating Ambient Temp. Range -40°C to +85°C
- No Min. Load Requirement
- Overload/Voltage and Short Circuit Protection
- Remote On/Off Control, Output Voltage Trim
- Shielded Metal Case with Insulated Baseplate
- UL/cUL/IEC/EN 62368-1(60950-1) Safety Approval & CE Marking

Model Number	Input Voltage (VDC)	Output Voltage (VDC)	Output Current (mA)	Efficiency
MJWI20-24S033	24 (9 - 36)	3.3	4,500	87%
MJWI20-24S05		5	4,000	89%
MJWI20-24S12		12	1,670	89%
MJWI20-24S15		15	1,340	89%
MJWI20-24S24		24	835	88%
MJWI20-24D12		±12	±835	89%
MJWI20-24D15		±15	±670	89%
MJWI20-48S033	48 (18 - 75)	3.3	4,500	88%
MJWI20-48S05		5	4,000	89%
MJWI20-48S12		12	1,670	89%
MJWI20-48S15		15	1,340	89%
MJWI20-48S24		24	835	88%
MJWI20-48D12		±12	±835	89%
MJWI20-48D15		±15	±670	89%

MJW25 Series | 25W



- Smallest Encapsulated 25W Converter
- Ultra-compact 1" X 1" Package
- Wide 2:1 Input Voltage Range
- Fully Regulated Output Voltage
- Excellent Efficiency up to 90%
- I/O Isolation 1500 VDC
- Operating Ambient Temp. Range -40°C to +80°C
- No Min. Load Requirement
- Overload/Voltage and Short Circuit Protection
- Remote On/Off Control, Output Voltage Trim
- Shielded Metal Case with Insulated Baseplate
- UL/cUL/IEC/EN 62368-1(60950-1) Safety Approval & CE Marking

Model Number	Input Voltage (VDC)	Output Voltage (VDC)	Output Current (mA)	Efficiency
MJW25-12S033	12 (9 - 18)	3.3	6,000	87%
MJW25-12S05		5	5,000	89%
MJW25-12S12		12	2,090	89%
MJW25-12S15		15	1,670	89%
MJW25-12D12		±12	±1040	89%
MJW25-12D15		±15	±840	89%
MJW25-24S033	24 (18 - 36)	3.3	6,000	88%
MJW25-24S05		5	5,000	90%
MJW25-24S12		12	2,090	90%
MJW25-24S15		15	1,670	90%
MJW25-24D12		±12	±1040	89%
MJW25-24D15		±15	±840	89%
MJW25-48S033	48 (36 - 75)	3.3	6,000	88%
MJW25-48S05		5	5,000	90%
MJW25-48S12		12	2,090	90%
MJW25-48S15		15	1,670	90%
MJW25-48D12		±12	±1040	89%
MJW25-48D15		±15	±840	89%

MJWI25 Series | 25W



- Smallest Encapsulated 25W Converter
- Ultra-compact 1" X 1" Package
- Ultra-wide 4:1 Input Voltage Range
- Fully Regulated Output Voltage
- Excellent Efficiency up to 90%
- I/O Isolation 1500 VDC
- Operating Ambient Temp. Range -40°C to +80°C
- No Min. Load Requirement
- Overload/Voltage and Short Circuit Protection
- Remote On/Off Control, Output Voltage Trim
- Shielded Metal Case with Insulated Baseplate
- UL/cUL/IEC/EN 62368-1(60950-1) Safety Approval & CE Marking

Model Number	Input Voltage (VDC)	Output Voltage (VDC)	Output Current (mA)	Efficiency
MJWI25-24S033	24 (9 - 36)	3.3	6,000	87%
MJWI25-24S05		5	5,000	89%
MJWI25-24S12		12	2,090	89%
MJWI25-24S15		15	1,670	90%
MJWI25-24D12		±12	±1040	89%
MJWI25-24D15		±15	±840	89%
MJWI25-48S033	48 (18 - 75)	3.3	6,000	88%
MJWI25-48S05		5	5,000	90%
MJWI25-48S12		12	2,090	90%
MJWI25-48S15		15	1,670	90%
MJWI25-48D12		±12	±1040	89%
MJWI25-48D15		±15	±840	89%

NEW

MJWI30 Series | 30W



- Smallest Encapsulated 30W Converter
- Ultra-compact 1"x1" Package
- Ultra-wide 4:1 Input Voltage Range
- Fully Regulated Output Voltage
- Excellent Efficiency up to 90%
- I/O Isolation 1500 VDC
- Operating Ambient Temp. Range -40°C to +80°C
- No Min. Load Requirement
- Very low no load power consumption
- Under-voltage, Overload/Voltage and Short Circuit Protection
- Remote On/Off Control, Output Voltage Trim
- Shielded Metal Case with Insulated Baseplate
- UL/cUL/IEC/EN 62368-1 Safety Approval & CE Marking

Model Number	Input Voltage (VDC)	Output Voltage (VDC)	Output Current (mA)	Efficiency
MJWI30-24S033	24 (9 - 36)	3.3	7,000	87%
MJWI30-24S05		5	6,000	88%
MJWI30-24S12		12	2,500	88%
MJWI30-24S15		15	2,000	88%
MJWI30-24S24		24	1,250	88%
MJWI30-24D12		±12	±1250	88%
MJWI30-24D15		±15	±1000	88%
MJWI30-48S033	48 (18 - 75)	3.3	7,000	87%
MJWI30-48S05		5	6,000	88%
MJWI30-48S12		12	2,500	90%
MJWI30-48S15		15	2,000	90%
MJWI30-48S24		24	1,250	90%
MJWI30-48D12		±12	±1250	90%
MJWI30-48D15		±15	±1000	90%

MKW40 Series | 40W



- Smallest Encapsulated 40W Converter
- Compact Size of 2" X 1" Package
- Wide 2:1 Input Voltage Range
- Fully Regulated Output Voltage
- Excellent Efficiency up to 92%
- I/O Isolation 1500 VDC
- Operating Ambient Temp. Range -40°C to +80°C
- No Min. Load Requirement
- Overload/Voltage/Temp. and Short Circuit Protection
- Remote On/Off Control, Output Voltage Trim
- Shielded Metal Case with Insulated Baseplate
- UL/cUL/IEC/EN 62368-1(60950-1) Safety Approval

Model Number	Input Voltage (VDC)	Output Voltage (VDC)	Output Current (mA)	Efficiency
MKW40-12S033	12 (9 - 18)	3.3	8,000	89%
MKW40-12S05		5	8,000	89%
MKW40-12S12		12	3,330	89%
MKW40-12S15		15	2,670	90%
MKW40-12S24		24	1,670	91%
MKW40-12D12		±12	±1670	88%
MKW40-12D15		±15	±1330	88%
MKW40-24S033	24 (18 - 36)	3.3	8,000	90%
MKW40-24S05		5	8,000	91%
MKW40-24S12		12	3,330	91%
MKW40-24S15		15	2,670	91%
MKW40-24S24		24	1,670	91%
MKW40-24D12		±12	±1670	89%
MKW40-24D15		±15	±1330	89%
MKW40-48S033	48 (36 - 75)	3.3	8,000	90%
MKW40-48S05		5	8,000	91%
MKW40-48S12		12	3,330	92%
MKW40-48S15		15	2,670	92%
MKW40-48S24		24	1,670	91%
MKW40-48D12		±12	±1670	89%
MKW40-48D15		±15	±1330	89%

MKWI40 Series | 40W



- Smallest Encapsulated 40W Converter
- Ultra-compact 2" X 1" Package
- Ultra-wide 4:1 Input Voltage Range
- Fully Regulated Output Voltage
- Excellent Efficiency up to 91%
- I/O Isolation 1500 VDC
- Operating Ambient Temp. Range -40°C to +80°C
- No Min. Load Requirement
- Overload/Voltage/Temp. and Short Circuit Protection
- Remote On/Off Control, Output Voltage Trim
- Shielded Metal Case with Insulated Baseplate
- UL/cUL/IEC/EN 62368-1(60950-1) Safety Approval & CE Marking

Model Number	Input Voltage (VDC)	Output Voltage (VDC)	Output Current (mA)	Efficiency
MKWI40-24S033	24 (9 - 36)	3.3	8,000	89%
MKWI40-24S05		5	8,000	90%
MKWI40-24S12		12	3,330	89%
MKWI40-24S15		15	2,670	89%
MKWI40-24S24		24	1,670	91%
MKWI40-24D12		±12	±1670	88%
MKWI40-24D15		±15	±1330	88%
MKWI40-48S033	48 (18 - 36)	3.3	8,000	89%
MKWI40-48S05		5	8,000	90%
MKWI40-48S12		12	3,330	90%
MKWI40-48S15		15	2,670	90%
MKWI40-48S24		24	1,670	91%
MKWI40-48D12		±12	±1670	88%
MKWI40-48D15		±15	±1330	88%

MKW50 Series | 50W



- Smallest Encapsulated 50W Converter
- Ultra-compact 2" X 1" Package
- Wide 2:1 Input Voltage Range
- Fully Regulated Output Voltage
- Excellent Efficiency up to 92%
- I/O Isolation 1500 VDC
- Operating Ambient Temp. Range -40°C to +80°C
- No Min. Load Requirement
- Overload/Voltage/Temp. and Short Circuit Protection
- Remote On/Off Control, Output Voltage Trim
- Shielded Metal Case with Insulated Baseplate
- UL/cUL/IEC/EN 62368-1(60950-1) Safety Approval & CE Marking

Model Number	Input Voltage (VDC)	Output Voltage (VDC)	Output Current (mA)	Efficiency
MKW50-12S033	12 (9 - 18)	3.3	10,000	89%
MKW50-12S05		5	10,000	90%
MKW50-12S12		12	4,170	91%
MKW50-12S15		15	3,330	91%
MKW50-12S24		24	2,080	91%
MKW50-24S033		3.3	10,000	89%
MKW50-24S05	24 (18 - 36)	5	10,000	92%
MKW50-24S12		12	4,170	92%
MKW50-24S15		15	3,330	92%
MKW50-24S24		24	2,080	91%
MKW50-48S033	48 (36 - 75)	3.3	10,000	89%
MKW50-48S05		5	10,000	92%
MKW50-48S12		12	4,170	92%
MKW50-48S15		15	3,330	92%
MKW50-48S24		24	2,080	91%

MKWI50 Series | 50W



- Smallest Encapsulated 50W Converter
- Compact Size of 2" X 1" Package
- Ultra-wide 4:1 Input Voltage Range
- Fully Regulated Output Voltage
- Excellent Efficiency up to 92%
- I/O Isolation 1500 VDC
- Operating Ambient Temp. Range -40°C to +80°C
- No Min. Load Requirement
- Overload/Voltage/Temp. and Short Circuit Protection
- Remote On/Off Control, Output Voltage Trim
- Shielded Metal Case with Insulated Baseplate
- UL/cUL/IEC/EN 62368-1(60950-1) Safety Approval & CE Marking

Model Number	Input Voltage (VDC)	Output Voltage (VDC)	Output Current (mA)	Efficiency
MKWI50-24S033	24 (9 - 36)	3.3	10,000	90%
MKWI50-24S05		5	10,000	91%
MKWI50-24S12		12	4,170	92%
MKWI50-24S15		15	3,330	92%
MKWI50-24S24		24	2,080	91%
MKWI50-48S033	48 (18 - 75)	3.3	10,000	90%
MKWI50-48S05		5	10,000	91%
MKWI50-48S12		12	4,170	92%
MKWI50-48S15		15	3,330	92%
MKWI50-48S24		24	2,080	91%

MJWI06C Series | 6W



- Fully Encapsulated Plastic Case for Chassis and DIN-Rail Mounting Version
- Ultra-wide 4:1 Input Voltage Range
- Fully Regulated Output Voltage
- High Efficiency up to 85%
- I/O Isolation 3000 VDC
- Operating Ambient Temp. Range -40°C to +92.5°C
- No Min. Load Requirement
- Under-voltage, Overload and Short Circuit Protection
- Remote On/Off Control
- EMI Emission EN 55032 Class A Approved
- EMC Immunity EN 61000-4-2,3,4,5,6,8 Approved
- UL/cUL/IEC/EN 62368-1 Safety Approval & CE Marking

Model Number	Input Voltage (VDC)	Output Voltage (VDC)	Output Current (mA)	Efficiency
MJWI06-24S05C	24 (9 - 36)	5	1,200	81%
MJWI06-24S051C		5.1	1,200	81%
MJWI06-24S12C		12	500	84%
MJWI06-24S15C		15	400	84%
MJWI06-24S24C		24	250	85%
MJWI06-24S48C		48	125	83%
MJWI06-24D12C		±12	±250	84%
MJWI06-24D15C		±15	±200	85%
MJWI06-24D24C		±24	±125	84%
MJWI06-48S05C		5	1,200	80%
MJWI06-48S051C	48 (18 - 75)	5.1	1,200	80%
MJWI06-48S12C		12	500	84%
MJWI06-48S15C		15	400	84%
MJWI06-48S24C		24	250	85%
MJWI06-48S48C		48	125	83%
MJWI06-48D12C		±12	±250	85%
MJWI06-48D15C		±15	±200	85%
MJWI06-48D24C		±24	±125	84%

MKWI10C Series | 10W



- Fully Encapsulated Plastic Case for Chassis and DIN-Rail Mounting Version
- Ultra-wide 4:1 Input Voltage Range
- Fully Regulated Output Voltage
- High Efficiency up to 86%
- I/O Isolation 3000 VDC
- Operating Ambient Temp. Range -40°C to +92.5°C
- No Min. Load Requirement
- Under-voltage, Overload and Short Circuit Protection
- Remote On/Off Control
- EMI Emission EN 55032 Class A Approved
- EMC Immunity EN 61000-4-2,3,4,5,6,8 Approved
- UL/cUL/IEC/EN 62368-1 Safety Approval & CE Marking

Model Number	Input Voltage (VDC)	Output Voltage (VDC)	Output Current (mA)	Efficiency
MKWI10-24S05C	24 (9 - 36)	5	2,000	84%
MKWI10-24S051C		5.1	2,000	84%
MKWI10-24S12C		12	833	86%
MKWI10-24S15C		15	666	86%
MKWI10-24S24C		24	416	86%
MKWI10-24S48C		48	208	84%
MKWI10-24D12C		±12	±416	86%
MKWI10-24D15C		±15	±333	86%
MKWI10-24D24C		±24	±208	85%
MKWI10-48S05C		5	2,000	84%
MKWI10-48S051C	24 (18 - 36)	5.1	2,000	84%
MKWI10-48S12C		12	833	86%
MKWI10-48S15C		15	666	86%
MKWI10-48S24C		24	416	86%
MKWI10-48S48C		48	208	84%
MKWI10-48D12C		±12	±416	86%
MKWI10-48D15C		±15	±333	86%
MKWI10-48D24C		±24	±208	85%

MOWI20C Series | 20W



- Fully Encapsulated Plastic Case for Chassis and DIN-Rail Mounting Version
- Ultra-wide 4:1 Input Voltage Range
- Fully Regulated Output Voltage
- Excellent Efficiency up to 91%
- I/O Isolation 2500 VDC
- Operating Ambient Temp. Range -40°C to +90°C
- Under-voltage, Overload/Voltage and Short Circuit Protection
- No Min. Load Requirement
- Remote On/Off Control
- Conducted EMI EN 55032 Class A Approved
- EMC Immunity EN 61000-4-2,3,4,5,6,8 Approved
- UL/cUL/IEC/EN 62368-1(60950-1) Safety Approval & CE Marking

Model Number	Input Voltage (VDC)	Output Voltage (VDC)	Output Current (mA)	Efficiency
MOWI20-24S051C	24 (9 - 36)	5.1	4,000	90%
MOWI20-24S12C		12	1,670	91%
MOWI20-24S24C		24	835	91%
MOWI20-24S48C		48	420	89%
MOWI20-48S051C	48 (18 - 75)	5.1	4,000	90%
MOWI20-48S12C		12	1,670	91%
MOWI20-48S24C		24	835	91%
MOWI20-48S48C		48	420	89%

MQWI40C Series | 40W



- Fully Encapsulated Plastic Case for Chassis and DIN-Rail Mounting Version
- Ultra-wide 4:1 Input Voltage Range
- Fully Regulated Output Voltage
- Excellent Efficiency up to 92%
- I/O Isolation 2500 VDC
- Operating Ambient Temp. Range -40°C to +85°C
- Under-voltage, Overload/Voltage and Short Circuit Protection
- No Min. Load Requirement
- Remote On/Off Control
- Conducted EMI EN 55032 Class A Approved
- EMC Immunity EN 61000-4-2,3,4,5,6,8 Approved
- UL/cUL/IEC/EN 62368-1(60950-1) Safety Approval & CE Marking

Model Number	Input Voltage (VDC)	Output Voltage (VDC)	Output Current (mA)	Efficiency
MQWI40-24S051C	24 (9 - 36)	5.1	8,000	90%
MQWI40-24S12C		12	3,330	90%
MQWI40-24S24C		24	1,670	90%
MQWI40-24S48C		48	835	89%
MQWI40-48S051C	48 (18 - 75)	5.1	8,000	89%
MQWI40-48S12C		12	3,330	91%
MQWI40-48S24C		24	1,670	92%
MQWI40-48S48C		48	835	90%

MRWI60C Series | 60W



- Fully Encapsulated Plastic Case for Chassis and DIN-Rail Mounting Version
- Ultra-wide 4:1 Input Voltage Range
- Fully Regulated Output Voltage
- Excellent Efficiency up to 92%
- I/O Isolation 2500 VDC
- Operating Ambient Temp. Range -40°C to +85°C
- Under-voltage, Overload/Voltage and Short Circuit Protection
- No Min. Load Requirement
- Remote On/Off Control
- Conducted EMI EN 55032 Class A Approved
- EMC Immunity EN 61000-4-2,3,4,5,6,8 Approved
- UL/cUL/IEC/EN 62368-1(60950-1) Safety Approval & CE Marking

Model Number	Input Voltage (VDC)	Output Voltage (VDC)	Output Current (mA)	Efficiency
MRWI60-24S051C	24 (9 - 36)	5.1	12,000	90%
MRWI60-24S12C		12	5,000	91%
MRWI60-24S24C		24	2,500	91%
MRWI60-24S48C		48	1,250	91%
MRWI60-48S051C	48 (18 - 75)	5.1	12,000	91%
MRWI60-48S12C		12	5,000	92%
MRWI60-48S24C		24	2,500	91%
MRWI60-48S48C		48	1,250	91%

M78SAR-0.5 Series | 0.5A



- Industrial SMD Package
 - Fully Regulated Output Voltage
 - Low Ripple & Noise
 - Excellent Efficiency up to 97%
 - Operating Ambient Temp. Range -40°C to +90°C
 - No Min. Load Requirement
 - Over Temp. and Short Circuit Protection
 - Remote ON/OFF Control, Output Voltage Trim
 - Qualified for Lead-free Reflow Solder Process
- According to IPC/JEDEC J-STD-020D.1
- Tape & Reel Package Available

Model Number	Input Voltage (VDC)	Output Voltage (VDC)	Output Current (mA)	Efficiency
M78SAR015-0.5	4.75 - 32	1.5	500	63%
M78SAR018-0.5		1.8	500	71%
M78SAR025-0.5		2.5	500	77%
M78SAR033-0.5		3.3	500	81%
M78SAR05-0.5	6.5 - 32	5	500	86%
M78SAR065-0.5	8 - 32	6.5	500	88%
M78SAR09-0.5	11 - 32	9	500	92%
M78SAR12-0.5	15 - 32	12	500	94%
M78SAR15-0.5	18 - 32	15	500	95%

DC-DC Converters · Switching Regulators

M78AR-0.5 Series | 0.5A



- Industrial Standard SIP-3 Package
- Pin-out compatible with LM78xx Linear Regulators
- Fully Regulated Output Voltage
- Low Ripple & Noise
- Excellent Efficiency up to 97%
- Operating Ambient Temp. Range -40°C to +90°C
- Low No Load Power Consumption
- No Min. Load Requirement
- Over Temp. and Short Circuit Protection

Model Number	Input Voltage (VDC)	Output Voltage (VDC)	Output Current (mA)	Efficiency
M78AR015-0.5	4.75 - 32	1.5	500	63%
M78AR018-0.5		1.8	500	71%
M78AR025-0.5		2.5	500	77%
M78AR033-0.5		3.3	500	81%
M78AR05-0.5	6.5 - 32	5	500	86%
M78AR065-0.5	8 - 32	6.5	500	88%
M78AR09-0.5	11 - 32	9	500	92%
M78AR12-0.5	15 - 32	12	500	94%
M78AR15-0.5	18 - 32	15	500	95%

M78AR-1 Series | 1A



- Industrial Standard SIP-3 Package
- Pin-out compatible with LM78xx Linear Regulators
- Fully Regulated Output Voltage
- Low Ripple & Noise
- Excellent Efficiency up to 96%
- Operating Ambient Temp. Range -40°C to +85°C
- Low No Load Power Consumption
- No Min. Load Requirement
- Over Temp. and Short Circuit Protection

Model Number	Input Voltage (VDC)	Output Voltage (VDC)	Output Current (mA)	Efficiency
M78AR033-1	6.5 - 32	3.3	1,000	87%
M78AR05-1	6.5 - 32	5	1,000	90%
M78AR12-1	6.5 - 32	12	1,000	94%

AAF-03 Series | 3W



Model Number	Input Voltage	Output Voltage (VDC)	Output Current (mA)	Efficiency
AAF-03S03	85-264VAC 120-370VDC	3.3	900	70%
AAF-03S05		5	600	72%
AAF-03S09		9	333	77%
AAF-03S12		12	250	78%
AAF-03S15		15	200	78%
AAF-03S24		24	125	78%



- Ultra Compact Size 1.0" x 1.0" x 0.64"
- Fully Encapsulated Plastic Case for PCB Mounting
- Universal Input 85-264VAC
- I/O Isolation 3000VAC with Reinforced Insulation
- Operating Ambient Temp. Range -25°C to +70°C
- No Min. Load Requirement
- Overload/Voltage and Short Circuit Protection
- EMI Emission EN 55032/14-1 Class B Approved
- EMS Immunity EN 61000-4-2,3,4,5,6,8,11 Approved
- Eco Design, Low No Load Power Consumption < 150mW
- UL/cUL/IEC/EN 62368-1(60950-1), TUV/IEC/EN 60335-1 Safety Approval & CE Marking

ABF-04 Series | 4W



Model Number	Input Voltage	Output Voltage (VDC)	Output Current (mA)	Efficiency
ABF-04S03	85-264VAC 120-370VDC	3.3	1,200	70%
ABF-04S05		5	800	72%
ABF-04S09		9	444	75%
ABF-04S12		12	333	76%
ABF-04S15		15	267	76%
ABF-04S24		24	167	77%
ABF-04D53		±5	600	72%
		±3.3	150	
ABF-04D125		±12	250	75%
		±5	120	
ABF-04D12		±12	±166	77%
ABF-04D15		±15	±133	77%



- Fully Encapsulated Plastic Case for PCB Mounting
- Universal Input 85-264VAC, 47-440Hz
- I/O Isolation 3000VAC with Reinforced Insulation
- Operating Ambient Temp. Range -25°C to +60°C
- No Min. Load Requirement
- Overload/Voltage and Short Circuit Protection
- EMI Emission EN55032 Class B Approved
- EMC Immunity EN 61000-4-2,3,4,5,6,8,11 Approved
- Eco Design, Compliant to Energy Star Specification and ErP Directive 2009/125/EC
- UL/cUL/IEC/EN (62368-1)60950-1 Safety Approval & CE Marking

AAF-05 Series | 5W



Model Number	Input Voltage	Output Voltage (VDC)	Output Current (mA)	Efficiency
AAF-05S03	85-264VAC 120-370VDC	3.3	1,515	74%
AAF-05S05		5	1,000	80%
AAF-05S09		9	555	82%
AAF-05S12		12	416	82%
AAF-05S15		15	333	83%
AAF-05S24		24	208	83%
AAF-05S48		48	104	85%



- Ultra Compact Size 1.0 x 1.0 x 0.64"
- Fully Encapsulated Plastic Case for PCB and Chassis Mounting Version
- Universal Input 85-264VAC
- I/O Isolation 3000VAC with Reinforced Insulation
- No Min. Load Requirement
- Operating Ambient Temp. Range -25°C to +70°C
- Overload/Voltage and Short Circuit Protection
- EMI Emission EN 55032/14-1 Class B Approved
- EMS Immunity EN 61000-4-2,3,4,5,6,8,11 Approved
- Eco Design, No Load Input Power 300mW max.
- Safety Approval to UL/cUL/IEC/EN 62368-1(60950-1), TUV IEC/EN 60335-1 & CE Marking

NEW

AMF-07 Series | 7W



Model Number	Input Voltage	Output Voltage (VDC)	Output Current (mA)	Efficiency
AMF-07S05	85-264VAC 90-370VDC	5	1,400	80%
AMF-07S12		12	585	84%
AMF-07S15		15	467	84%
AMF-07S24		24	292	85%
AMF-07S48		48	146	84%



- Ultra Compact Size 1.52x1.00x0.66"
- Fully Encapsulated Plastic Case for PCB and Chassis Mounting Version
- Universal Input 85-264VAC, 90-370VDC, 47-440Hz
- I/O Isolation 3000VAC with Reinforced Insulation
- No Min. Load Requirement & Low no-load power consumption
- Operating Ambient Temp. Range -40°C to +80°C
- Overload/Voltage and Short Circuit Protection
- EMI Emission EN55014-1/55032 Class B Approved
- EMS Immunity EN61000-4-2,3,4,5,6,8,11 Approved
- Safety Approval to UL/cUL/IEC/EN 62368-1, IEC/EN 60335-1 & CE Marking

ACF-10 Series | 10W



Model Number	Input Voltage	Output Voltage (VDC)	Output Current (mA)	Efficiency
ACF-10S03	85-264VAC 120-370VDC	3.3	2,600	77%
ACF-10S05		5	2,000	80%
ACF-10S09		9	1,100	83%
ACF-10S12		12	830	84%
ACF-10S15		15	660	84%
ACF-10S24		24	410	86%
ACF-10S48		48	210	84%



- Ultra Compact Size 1.5 x 1.0 x 0.6"
- Fully Encapsulated Module for PCB Mounting
- Universal Input 85-264VAC, 47-440Hz
- I/O Isolation 4000VAC with Reinforced Insulation
- No Min. Load Requirement
- Operating Ambient Temp. Range -25°C to +70°C
- Overload/Voltage and Short Circuit Protection
- EMI Emission EN 55032/14-1 Class B Approved
- EMC Immunity EN 61000-4-2,3,4,5,6,8,11 Approved
- Eco Design, Low No Load Power Consumption< 150mW
- Safety Approval to UL/cUL/IEC/EN 62368-1(60950-1), TUV IEC/EN 60335-1 & CE Marking

NEW

AMF-15 Series | 15W



Model Number	Input Voltage	Output Voltage (VDC)	Output Current (mA)	Efficiency
AMF-15S051	85-264VAC 90-370VDC	5.1	3,000	80%
AMF-15S12		12	1,250	85%
AMF-15S15		15	1,000	86%
AMF-15S24		24	625	86%
AMF-15S48		48	313	86%



- Ultra Compact Size 2.52x1.77x0.94 "
- Fully Encapsulated Plastic Case for PCB, Chassis and DIN-Rail Mounting Version
- Universal Input 85-264VAC, 90-370VDC, 47-440Hz
- I/O Isolation 3000VAC with Reinforced Insulation
- No Min. Load Requirement & Low no-load power consumption
- Operating Ambient Temp. Range -40°C to +70°C
- Overload/Voltage and Short Circuit Protection
- EMI Emission EN55014-1/55032 Class B Approved
- EMS Immunity EN61000-4-2,3,4,5,6,8,11 Approved
- Safety Approval to UL/cUL/IEC/EN 62368-1, IEC/EN 60335-1 & CE Marking

NEW

AGF-15 Series | 15W



Model Number	Input Voltage	Output Voltage (VDC)	Output Current (mA)	Efficiency
AGF-15S033	85-264VAC 120-370VDC	3.3	3,500	75%
AGF-15S05		5	3,000	79%
AGF-15S09		9	1,667	81%
AGF-15S12		12	1,250	82%
AGF-15S15		15	1,000	82%
AGF-15S24		24	625	84%
AGF-15S48		48	313	82%



- Ultra Compact Size 2.06 x 1.07 x 0.93"
- Fully Encapsulated Module for PCB Mounting
- Universal Input 85-264VAC, 47-440Hz
- I/O Isolation 3000VAC with Reinforced Insulation
- No Min. Load Requirement
- Operating Ambient Temp. Range -25°C to +70°C
- Overload/Voltage and Short Circuit Protection
- EMI Emission EN 55032/14-1 Class B Approved
- EMC Immunity EN 61000-4-2,3,4,5,6,8,11 Approved
- Eco Design, Low No Load Power Consumption < 100mW
- UL/cUL/IEC/EN 62368-1(60950-1), TUV IEC/EN 60335-1 Safety Approval & CE Marking

NEW

AMF-30 Series | 30W



Model Number	Input Voltage	Output Voltage (VDC)	Output Current (mA)	Efficiency
AMF-30S051	85-264VAC 90-370VDC	5.1	5,000	86%
AMF-30S12		12	2,500	88%
AMF-30S15		15	2,000	88%
AMF-30S24		24	1,250	88%
AMF-30S48		48	625	88%



- Ultra Compact Size 2.52x1.77x0.94 "
- Fully Encapsulated Plastic Case for PCB, Chassis and DIN-Rail Mounting Version
- Universal Input 85-264VAC, 90-370VDC, 47-440Hz
- I/O Isolation 3000VAC with Reinforced Insulation
- No Min. Load Requirement & Low no-load power consumption
- Operating Ambient Temp. Range -40°C to +70°C
- Overload/Voltage and Short Circuit Protection
- EMI Emission EN55014-1/55032 Class B Approved
- EMS Immunity EN61000-4-2,3,4,5,6,8,11 Approved
- Safety Approval to UL/cUL/IEC/EN 62368-1, IEC/EN 60335-1 & CE Marking

NEW


AMF-60 Series 60W



- Ultra Compact Size 2.99x2.13x1.10 "
- Fully Encapsulated Plastic Case for PCB, Chassis and DIN-Rail Mounting Version
- Universal Input 85-264VAC, 90-370VDC, 47-440Hz
- I/O Isolation 3000VAC with Reinforced Insulation
- No Min. Load Requirement & Low no-load power consumption
- Operating Ambient Temp. Range -40°C to +70°C
- Overload/Voltage and Short Circuit Protection
- EMI Emission EN55014-1/55032 Class B Approved
- EMC Immunity EN61000-4-2,3,4,5,6,8,11 Approved
- Safety Approval to UL/cUL/IEC/EN 62368-1, IEC/EN 60335-1 & CE Marking

Model Number	Input Voltage	Output Voltage (VDC)	Output Current (mA)	Efficiency
AMF-60S051	85-264VAC 90-370VDC	5.1	10,000	87%
AMF-60S12		12	5,000	89%
AMF-60S15		15	4,000	89%
AMF-60S24		24	2,500	89%
AMF-60S48		48	1,250	89%

RAILWAY CERTIFIED POWER SOLUTIONS



MIZI03 Series | 3W



- Industrial Standard DIP-24 Package
- Ultra-wide Input Ranges 9-36VDC, 18-75VDC, 40-160VDC
- I/O Isolation 3000VAC with Reinforced Insulation
- Operating Ambient Temp. Range -40°C to +92°C
- No Min. Load Requirement
- Under-Voltage, Overload and Short Circuit Protection
- EMI Emission EN 55032/11 Class A Approved
- Vibration and Shock/Bump Test EN 61373 Approved
- Cooling, Dry & Damp Heat Test IEC/EN 60068-2-1, 2, 30 Approved
- Railway EMC Standard EN 50121-3-2 Approved
- Railway Certified EN 50155 (IEC60571) Approved
- Fire Protection Test EN 45545-2 Approved
- UL/cUL/IEC/EN 62368-1(60950-1) Safety Approval & CE Marking

Model Number	Input Voltage (VDC)	Output Voltage (VDC)	Output Current (mA)	Efficiency
MIZI03-24S05	24 (9 - 36)	5	600	80%
MIZI03-24S12		12	250	84%
MIZI03-24S15		15	200	85%
MIZI03-24D12		±12	±125	83%
MIZI03-24D15		±15	±100	84%
MIZI03-48S05	48 (18 - 75)	5	600	80%
MIZI03-48S12		12	250	83%
MIZI03-48S15		15	200	84%
MIZI03-48D12		±12	±125	83%
MIZI03-48D15		±15	±100	83%
MIZI03-110S05	110 (40 - 160)	5	600	80%
MIZI03-110S12		12	250	84%
MIZI03-110S15		15	200	84%
MIZI03-110D12		±12	±125	83%
MIZI03-110D15		±15	±100	85%



MKZI10 Series | 10W



- Industrial Standard 2"x1" Package
- Ultra-wide Input Range 9-36VDC, 18-75VDC, 40-160VDC
- I/O Isolation 3000VAC with Reinforced Insulation
- Operating Ambient Temp. Range -40°C to +95°C
- No Min. Load Requirement
- Under-voltage, Overload/Voltage and Short Circuit Protection
- Remote On/Off, Output Voltage Trim
- Conducted EMI EN 55032/11 Class A Approved
- Vibration and Shock/Bump Test EN 61373 Approved
- Cooling, Dry & Damp Heat Test IEC/EN 60068-2-1, 2, 30 Approved
- Railway EMC Standard EN 50121-3-2 Approved
- Railway Certified EN 50155 (IEC60571) Approved
- Fire Protection Test EN 45545-2 Approved
- UL/cUL/IEC/EN 62368-1(60950-1) Safety Approval & CE Marking

Model Number	Input Voltage (VDC)	Output Voltage (VDC)	Output Current (mA)	Efficiency
MKZI10-24S05	24 (9 - 36)	5	2,000	87%
MKZI10-24S12		12	835	84%
MKZI10-24S15		15	670	86%
MKZI10-24S24		24	417	87%
MKZI10-24D12		±12	±417	88%
MKZI10-24D15	48 (18 - 75)	±15	±335	86%
MKZI10-48S05		5	2,000	87%
MKZI10-48S12		12	835	85%
MKZI10-48S15		15	670	87%
MKZI10-48S24		24	417	87%
MKZI10-48D12	110 (40 - 160)	±12	±417	86%
MKZI10-48D15		±15	±335	89%
MKZI10-110S05		5	2,000	88%
MKZI10-110S12		12	835	82%
MKZI10-110S15		15	670	85%
MKZI10-110S24		24	417	85%
MKZI10-110D12		±12	±417	85%
MKZI10-110D15		±15	±335	86%

MKZI20 Series | 20W



- Industrial Standard 2"x1" Package
- Ultra-wide Input Range 9-36VDC, 18-75VDC, 40-160VDC
- I/O Isolation 3000VAC with Reinforced Insulation
- Operating Ambient Temp. Range -40°C to +88.5°C
- No Min. Load Requirement
- Under-voltage, Overload/Voltage and Short Circuit Protection
- Remote On/Off, Output Voltage Trim
- Conducted EMI EN 55032/11 Class A Approved
- Vibration and Shock/Bump Test EN 61373 Approved
- Cooling, Dry & Damp Heat Test IEC/EN 60068-2-1, 2, 30 Approved
- Railway EMC Standard EN 50121-3-2 Approved
- Railway Certified EN 50155 (IEC60571) Approved
- Fire Protection Test EN 45545-2 Approved
- UL/cUL/IEC/EN 62368-1(60950-1) Safety Approval & CE Marking

Model Number	Input Voltage (VDC)	Output Voltage (VDC)	Output Current (mA)	Efficiency
MKZI20-24S05	24 (9 - 36)	5	4,000	87%
MKZI20-24S12		12	1,670	87%
MKZI20-24S15		15	1,330	87%
MKZI20-24S24		24	833	87%
MKZI20-24D12		±12	±833	86%
MKZI20-24D15	48 (18 - 75)	±15	±667	86%
MKZI20-48S05		5	4,000	87%
MKZI20-48S12		12	1,670	88%
MKZI20-48S15		15	1,330	88%
MKZI20-48S24		24	833	88%
MKZI20-48D12	110 (40 - 160)	±12	±833	87%
MKZI20-48D15		±15	±667	87%
MKZI20-110S05		5	4,000	84%
MKZI20-110S12		12	1,670	86%
MKZI20-110S15		15	1,330	86%
MKZI20-110S24		24	833	86%
MKZI20-110D12		±12	±833	86%
MKZI20-110D15		±15	±667	86%

NEW

MKZI40 Series | 40W



- Industrial Standard 2"x1" Package
- Ultra-wide Input Range 36-160VDC
- I/O Isolation 3000VAC with Reinforced Insulation
- Excellent Efficiency up to 90%
- Operating Ambient Temp. Range -40°C to +77.5°C
- No Min. Load Requirement
- Under-voltage, Overload/Voltage and Short Circuit Protection
- Remote On/Off Control, Output Voltage Trim
- Vibration and Shock/Bump Test EN 61373 Approved
- Cooling, Dry & Damp Heat Test IEC/EN 60068-2-1, 2, 30 Approved
- Railway EMC Standard EN 50121-3-2 Approved
- Railway Certified EN 50155 (IEC60571) Approved
- Fire Protection Test EN 45545-2 Approved
- UL/cUL/IEC/EN 62368-1 Safety Approval & CE Marking

Model Number	Input Voltage (VDC)	Output Voltage (VDC)	Output Current (mA)	Efficiency
MKZI40-110S05	110 (36 - 160)	5	8,000	88%
MKZI40-110S12		12	3,330	89%
MKZI40-110S15		15	2,670	89%
MKZI40-110S24		24	1,670	89%
MKZI40-110S54		54	741	90%
MKZI40-110D12		±12	±1670	89%
MKZI40-110D15		±15	±1330	89%

MTQZ50 Series | 50W



- Industrial Standard Quarter Brick Package
- Wide Input Range 43-101VDC & 66-160VDC
- Excellent Efficiency up to 92%
- I/O Isolation 3000VAC with Reinforced Insulation
- Operating Ambient Temp. Range -40°C to +85°C
- No Min. Load Requirement
- Under-voltage, Overload/Voltage/Temp. and Short Circuit Protection
- Remote On/Off, Output Voltage Trim, Output Sensing
- Vibration and Shock/Bump Test EN 61373 Approved
- Cooling, Dry & Damp Heat Test IEC/EN 60068-2-1, 2, 30 Approved
- Railway EMC Standard EN 50121-3-2 Approved
- Railway Certified EN 50155 (IEC60571) Approved
- Fire Protection Test EN 45545-2 Approved
- UL/cUL/IEC/EN 62368-1(60950-1) Safety Approval & CE Marking

Model Number	Input Voltage (VDC)	Output Voltage (VDC)	Output Current (mA)	Efficiency
MTQZ50-72S05	72 [43 - 101]	5	10,000	90%
MTQZ50-72S12		12	4,170	92%
MTQZ50-72S15		15	3,330	92%
MTQZ50-72S24		24	2,080	91%
MTQZ50-110S05	110 [66 - 160]	5	10,000	90%
MTQZ50-110S12		12	4,170	91%
MTQZ50-110S15		15	3,330	92%
MTQZ50-110S24		24	2,080	91%

NEW

MRZI75 Series | 75W



- Industrial Standard Quarter Brick Package
- Ultra-wide Input Range 36-160VDC
- Excellent Efficiency up to 91%
- I/O Isolation 2000VAC with Reinforced Insulation
- Operating Baseplate Temp. Range -40°C to +105°C
- No Min. Load Requirement
- Under-voltage, Overload/Voltage/Temp. and Short Circuit Protection
- Remote On/Off Control, Output Voltage Trim, Output Sense
- Vibration and Shock/Bump Test EN 61373 Approved
- Cooling, Dry & Damp Heat Test IEC/EN 60068-2-1, 2, 30 Approved
- Railway EMC Standard EN 50121-3-2 Approved
- Railway Certified EN 50155 (IEC60571) Approved
- Fire Protection Test EN 45545-2 Approved
- UL/cUL/IEC/EN 62368-1 Safety Approval & CE Marking

Model Number	Input Voltage (VDC)	Output Voltage (VDC)	Output Current (mA)	Efficiency
MRZI75-110S05	110 [36 - 160]	5	15,000	89%
MRZI75-110S12		12	6,250	91%
MRZI75-110S15		15	5,000	91%
MRZI75-110S24		24	3,125	90%
MRZI75-110S54		54	1,390	89%

NEW

MRZI100 Series | 100W



- Industrial Standard Quarter Brick Package
- Ultra-wide Input Range 36-160VDC
- I/O Isolation 2000VAC with Reinforced Insulation
- Excellent Efficiency up to 91.5%
- Operating Baseplate Temp. Range -40°C to +105°C
- No Min. Load Requirement
- Under-voltage, Overload/Voltage/Temp. and Short Circuit Protection
- Remote On/Off Control, Output Voltage Trim, Output Sense
- Vibration and Shock/Bump Test EN 61373 Approved
- Cooling, Dry & Damp Heat Test IEC/EN 60068-2-1, 2, 30 Approved
- Railway EMC Standard EN 50121-3-2 Approved
- Railway Certified EN 50155 (IEC60571) Approved
- Fire Protection Test EN 45545-2 Approved
- UL/cUL/IEC/EN 62368-1 Safety Approval & CE Marking

Model Number	Input Voltage (VDC)	Output Voltage (VDC)	Output Current (mA)	Efficiency
MRZI100-110S05	110 [36 - 160]	5	20,000	91.5%
MRZI100-110S12		12	8,400	91%
MRZI100-110S15		15	6,700	90.5%
MRZI100-110S24		24	4,200	89%
MRZI100-110S54		54	1,850	89%

NEW

MRZI150 Series | 150W



- Industrial Standard Quarter Brick Package
- Ultra-wide Input Range 36-160VDC
- I/O Isolation 2000VAC with Reinforced Insulation
- Excellent Efficiency up to 90%
- Operating Baseplate Temp. Range -40°C to +105°C
- No Min. Load Requirement
- Under-voltage, Overload/Voltage/Temp. and Short Circuit Protection
- Remote On/Off Control, Output Voltage Trim, Output Sense
- Vibration and Shock/Bump Test EN 61373 Approved
- Cooling, Dry & Damp Heat Test IEC/EN 60068-2-1, 2, 30 Approved
- Railway EMC Standard EN 50121-3-2 Approved
- Railway Certified EN 50155 (IEC60571) Approved
- Fire Protection Test EN 45545-2 Approved
- UL/cUL/IEC/EN 62368-1 Safety Approval & CE Marking

Model Number	Input Voltage (VDC)	Output Voltage (VDC)	Output Current (mA)	Efficiency
MRZI150-110S05	110 [36 - 160]	5	27,000	90%
MRZI150-110S12		12	12,500	90%
MRZI150-110S15		15	10,000	89%
MRZI150-110S24		24	6,250	88%
MRZI150-110S54		54	2,780	88.5%

ULTRA-HIGH ISOLATION POWER SOLUTIONS

Input →

Isolation
5K VAC / 60sec



Output →

Reinforced Insulation

MA01-HI Series | 1W



- Industrial Standard SIP-7 Package
- Unregulated Output Voltage
- Ultra-high I/O Isolation 5200VDC
- Operating Ambient Temp. Range -40°C to +90°C
- Short Circuit Protection
- UL/cUL/IEC/EN 62368-1(60950-1) Safety Approval

Model Number	Input Voltage (VDC)	Output Voltage (VDC)	Output Current (mA)	Efficiency
MA01-05S033HI	5 (4.95-5.05)	3.3	303	70%
MA01-05S05HI		5	200	70%
MA01-05S09HI		9	111	75%
MA01-05S12HI		12	84	77%
MA01-05S15HI		15	66	78%
MA01-05D05HI		±5	±100	71%
MA01-05D09HI		±9	±56	75%
MA01-05D12HI		±12	±42	77%
MA01-05D15HI		±15	±33	78%
MA01-05A1509HI		15	33	76%
		-9	-55	
MA01-12S033HI	12 (11.88-12.12)	3.3	303	71%
MA01-12S05HI		5	200	71%
MA01-12S09HI		9	111	76%
MA01-12S12HI		12	84	78%
MA01-12S15HI		15	66	79%
MA01-12D05HI		±5	±100	72%
MA01-12D09HI		±9	±56	76%
MA01-12D12HI		±12	±42	78%
MA01-12D15HI		±15	±33	79%
MA01-12A1509HI		15	33	77%
		-9	-55	
MA01-15S033HI	15 (14.85-15.15)	3.3	303	70%
MA01-15S05HI		5	200	70%
MA01-15S09HI		9	111	75%
MA01-15S12HI		12	84	75%
MA01-15S15HI		15	66	79%
MA01-15D05HI		±5	±100	71%
MA01-15D09HI		±9	±56	75%
MA01-15D12HI		±12	±42	78%
MA01-15D15HI		±15	±33	79%
MA01-15A1509HI		15	33	76%
		-9	-55	
MA01-24S033HI	24 (23.76-24.24)	3.3	303	70%
MA01-24S05HI		5	200	70%
MA01-24S09HI		9	111	75%
MA01-24S12HI		12	84	78%
MA01-24S15HI		15	66	80%
MA01-24D05HI		±5	±100	71%
MA01-24D09HI		±9	±56	75%
MA01-24D12HI		±12	±42	77%
MA01-24D15HI		±15	±33	78%
MA01-24A1509HI		15	33	75%
		-9	-55	

MAEU01-HI Series | 1W



- Industrial Standard SIP-7 Package
- Ultra-high I/O Isolation 8000VDC with Reinforced Insulation, rate for 480Vrms working voltage
- Operating Ambient Temp. Range -40°C to +95°C
- Short Circuit Protection
- UL/cUL/IEC/EN 62368-1 Safety Approval

Model Number	Input Voltage (VDC)	Output Voltage (VDC)	Output Current (mA)	Efficiency
MAEU01-05S05HI	5 (4.5 - 5.5)	5	200	79%
MAEU01-05S12HI		12	84	80%
MAEU01-05S15HI		15	68	81%
MAEU01-12S05HI	12 (10.8 - 13.2)	5	200	79%
MAEU01-12S12HI		12	84	81%
MAEU01-12S15HI		15	68	79%
MAEU01-24S05HI	24 (21.6 - 26.4)	5	200	76%
MAEU01-24S12HI		12	84	79%
MAEU01-24S15HI		15	68	79%

MAEU02-HI Series | 2W



- Industrial Standard SIP-7 Package
- Unregulated Output Voltage
- Ultra-high I/O Isolation 5700VDC
- Operating Ambient Temp. Range -40°C to +85°C
- Short Circuit Protection
- UL/cUL/IEC/EN 62368-1(60950-1) Safety Approval

Model Number	Input Voltage (VDC)	Output Voltage (VDC)	Output Current (mA)	Efficiency
MAEU02-05S033HI	5 (4.95-5.05)	3.3	500	74%
MAEU02-05S05HI		5	400	80%
MAEU02-05S09HI		9	222	81%
MAEU02-05S12HI		12	168	82%
MAEU02-05S15HI		15	132	79%
MAEU02-05D05HI		±5	±200	78%
MAEU02-05D09HI		±9	±112	80%
MAEU02-05D12HI		±12	±84	80%
MAEU02-05D15HI		±15	±66	79%
MAEU02-05A1509HI		15	66	80%
		-9	-110	
MAEU02-12S033HI	12 (11.88-12.12)	3.3	500	76%
MAEU02-12S05HI		5	400	79%
MAEU02-12S09HI		9	222	81%
MAEU02-12S12HI		12	168	83%
MAEU02-12S15HI		15	132	82%
MAEU02-12D05HI		±5	±200	79%
MAEU02-12D09HI		±9	±112	81%
MAEU02-12D12HI		±12	±84	82%
MAEU02-12D15HI		±15	±66	83%
MAEU02-12A1509HI		15	66	81%
		-9	-110	
MAEU02-15S033HI	15 (14.85-15.15)	3.3	500	77%
MAEU02-15S05HI		5	400	79%
MAEU02-15S09HI		9	222	83%
MAEU02-15S12HI		12	168	83%
MAEU02-15S15HI		15	132	85%
MAEU02-15D05HI		±5	±200	81%
MAEU02-15D09HI		±9	±112	84%
MAEU02-15D12HI		±12	±84	82%
MAEU02-15D15HI		±15	±66	82%
MAEU02-15A1509HI		15	66	83%
		-9	-110	
MAEU02-24S033HI	24 (23.76-24.24)	3.3	500	76%
MAEU02-24S05HI		5	400	77%
MAEU02-24S09HI		9	222	81%
MAEU02-24S12HI		12	168	82%
MAEU02-24S15HI		15	132	82%
MAEU02-24D05HI		±5	±200	77%
MAEU02-24D09HI		±9	±112	81%
MAEU02-24D12HI		±12	±84	81%
MAEU02-24D15HI		±15	±66	80%
MAEU02-24A1509HI		15	66	81%
		-9	-110	


MSCEU01-HI Series | 1W



- Industrial Standard SMD Package
- Ultra-high I/O Isolation 8000VDC with Reinforced Insulation, rate for 480Vrms Working Voltage
- Operating Ambient Temp. Range -40°C to +95°C
- Short Circuit Protection
- UL/cUL/IEC/EN 62368-1 Safety Approval

Model Number	Input Voltage (VDC)	Output Voltage (VDC)	Output Current (mA)	Efficiency
MSCEU01-05S05HI	5 (4.5 - 5.5)	5	200	76%
MSCEU01-05S12HI		12	84	80%
MSCEU01-05S15HI		15	68	83%
MSCEU01-05D12HI		±12	±42	80%
MSCEU01-05D15HI		±15	±33	84%
MSCEU01-12S05HI	12 (10.8 - 13.2)	5	200	76%
MSCEU01-12S12HI		12	84	79%
MSCEU01-12S15HI		15	68	80%
MSCEU01-12D12HI		±12	±42	79%
MSCEU01-12D15HI		±15	±33	80%
MSCEU01-24S05HI	24 (21.6 - 26.4)	5	200	76%
MSCEU01-24S12HI		12	84	80%
MSCEU01-24S15HI		15	68	80%
MSCEU01-24D12HI		±12	±42	80%
MSCEU01-24D15HI		±15	±33	80%

MDEU02-HI Series | 2W



- Industrial Standard DIP-16 Package
- Unregulated Output Voltage
- Ultra-high I/O Isolation 8000VDC with Reinforced Insulation, rate for 300Vrms Working Voltage
- Operating Ambient Temp. Range -25°C to +80°C
- Conducted EMI EN 55032 Class A Approved
- UL/cUL/IEC/EN 62368-1(60950-1) Safety Approval

Model Number	Input Voltage (VDC)	Output Voltage (VDC)	Output Current (mA)	Efficiency
MDEU02-05S05HI	5 (4.5 - 5.5)	5	400	65%
MDEU02-05S12HI		12	165	65%
MDEU02-05S15HI		15	133	66%
MDEU02-05D12HI		±12	±83	72%
MDEU02-05D15HI		±15	±66	73%
MDEU02-12S05HI	12 (10.8 - 13.2)	5	400	65%
MDEU02-12S12HI		12	165	65%
MDEU02-12S15HI		15	133	66%
MDEU02-12D12HI		±12	±83	74%
MDEU02-12D15HI		±15	±66	75%
MDEU02-24S05HI	24 (21.6 - 26.4)	5	400	65%
MDEU02-24S12HI		12	165	65%
MDEU02-24S15HI		15	133	66%
MDEU02-24D12HI		±12	±83	74%
MDEU02-24D15HI		±15	±66	75%

MIE03-HI Series | 3W



- Industrial Standard DIP-24 Package
- Wide 2:1 Input Voltage Range
- Fully Regulated Output Voltage
- Ultra-high I/O Isolation 9000VDC with Reinforced Insulation, rate for 1000Vrms Working Voltage
- Operating Ambient Temp. Range -40°C to +96°C
- No Min. Load Requirement
- Under-Voltage, Overload/Voltage and Short Circuit Protection
- Conducted EMI EN 55032 Class A Approved
- UL/cUL/IEC/EN 62368-1(60950-1) Safety Approval & CE Marking

Model Number	Input Voltage (VDC)	Output Voltage (VDC)	Output Current (mA)	Efficiency
MIE03-05S05HI	5 (4.5 - 9)	5	700	82%
MIE03-05S058HI		5.8	600	82%
MIE03-05S12HI		12	290	83%
MIE03-05S15HI		15	235	84%
MIE03-05S24HI		24	146	83%
MIE03-05D12HI	12 (9 - 18)	±12	±145	84%
MIE03-05D15HI		±15	±115	84%
MIE03-12S05HI		5	700	82%
MIE03-12S12HI		12	290	86%
MIE03-12S15HI		15	235	87%
MIE03-12S24HI	24 (18 - 36)	24	146	86%
MIE03-12D12HI		±12	±145	87%
MIE03-12D15HI		±15	±115	87%
MIE03-24S05HI		5	700	82%
MIE03-24S12HI		12	290	85%
MIE03-24S15HI	48 (36 - 75)	15	235	87%
MIE03-24S24HI		24	146	86%
MIE03-24D12HI		±12	±145	87%
MIE03-24D15HI		±15	±115	86%
MIE03-48S05HI		5	700	82%
MIE03-48S12HI		12	290	85%
MIE03-48S15HI		15	235	85%
MIE03-48S24HI		24	146	83%
MIE03-48D12HI		±12	±145	84%
MIE03-48D15HI		±15	±115	84%

MIE06-HI Series | 6W



- Industrial Standard DIP-24 Package
- Wide 2:1 Input Voltage Range
- Fully Regulated Output Voltage
- Ultra-high I/O Isolation 9000VDC with Reinforced Insulation, rate for 1000Vrms Working Voltage
- Operating Ambient Temp. Range -40°C to +95°C
- No Min. Load Requirement
- Under-Voltage, Overload/Voltage and Short Circuit Protection
- Conducted EMI EN 55032 Class A Approved
- UL/cUL/IEC/EN 62368-1(60950-1) Safety Approval & CE Marking

Model Number	Input Voltage (VDC)	Output Voltage (VDC)	Output Current (mA)	Efficiency
MIE06-12S05HI	12 (9 - 18)	5	1,200	83%
MIE06-12S12HI		12	500	86%
MIE06-12S15HI		15	400	86%
MIE06-12S24HI		24	250	86%
MIE06-12D12HI		±12	±250	87%
MIE06-12D15HI	24 (18 - 36)	±15	±200	87%
MIE06-24S05HI		5	1,200	83%
MIE06-24S12HI		12	500	86%
MIE06-24S15HI		15	400	87%
MIE06-24S24HI		24	250	85%
MIE06-24D12HI	48 (36 - 75)	±12	±250	86%
MIE06-24D15HI		±15	±200	87%
MIE06-48S05HI		5	1,200	83%
MIE06-48S12HI		12	500	86%
MIE06-48S15HI		15	400	89%
MIE06-48S24HI		24	250	86%
MIE06-48D12HI		±12	±250	87%
MIE06-48D15HI		±15	±200	88%

MIE10-HI Series | 10W



- Industrial Standard DIP-24 Package
- Wide 2:1 Input Voltage Range
- Fully Regulated Output Voltage
- Ultra-high I/O Isolation 9000VDC with reinforced Insulation, rate for 1000Vrms Working Voltage
- Operating Ambient Temp. Range -40°C to +90°C
- No Min. Load Requirement
- Under-voltage, Overload/Voltage and Short Circuit Protection
- EMI Emission EN 55032 Class A Approved
- UL/cUL/IEC/EN 62368-1 Safety Approval & CE Marking

Model Number	Input Voltage (VDC)	Output Voltage (VDC)	Output Current (mA)	Efficiency
MIE10-12S033HI	12 (9 - 18)	3.3	2,700	81%
MIE10-12S05HI		5	2,000	83%
MIE10-12S051HI		5.1	2,000	83%
MIE10-12S12HI		12	833	86%
MIE10-12S15HI		15	666	88%
MIE10-12S24HI	24 (18 - 36)	24	416	88%
MIE10-12D12HI		±12	±416	88%
MIE10-12D15HI		±15	±333	87%
MIE10-24S033HI		3.3	2,700	81%
MIE10-24S05HI		5	2,000	84%
MIE10-24S051HI	48 (36 - 75)	5.1	2,000	84%
MIE10-24S12HI		12	833	87%
MIE10-24S15HI		15	666	88%
MIE10-24S24HI		24	416	88%
MIE10-24D12HI		±12	±416	88%
MIE10-24D15HI		±15	±333	87%
MIE10-48S033HI		3.3	2,700	81%
MIE10-48S05HI		5	2,000	84%
MIE10-48S051HI		5.1	2,000	84%
MIE10-48S12HI		12	833	87%
MIE10-48S15HI		15	666	88%
MIE10-48S24HI		24	416	87%
MIE10-48D12HI		±12	±416	87%
MIE10-48D15HI		±15	±333	87%

MKE15-HI Series | 15W



- Industrial Standard 2"x1" Package
- Wide 2:1 Input Voltage Range
- Fully Regulated Output Voltage
- Ultra-high I/O Isolation 8000VDC with Reinforced Insulation, rated for 1000Vrms Working Voltage
- Operating Ambient Temp. Range -40°C to +85°C
- No Min. Load Requirement
- Under-voltage, Overload/Voltage and Short Circuit Protection
- EMI Emission EN55032 Class A Approved
- UL/cUL/IEC/EN 62368-1(60950-1) Safety Approval & CE Marking

Model Number	Input Voltage (VDC)	Output Voltage (VDC)	Output Current (mA)	Efficiency
MKE15-12S05HI	12 (9 - 18)	5	3,000	85%
MKE15-12S051HI		5.1	3,000	85%
MKE15-12S12HI		12	1,250	88%
MKE15-12S15HI		15	1,000	88%
MKE15-12S24HI		24	625	88%
MKE15-12D12HI		±12	±625	88%
MKE15-12D15HI		±15	±500	89%
MKE15-24S05HI	24 (18 - 36)	5	3,000	87%
MKE15-24S051HI		5.1	3,000	87%
MKE15-24S12HI		12	1,250	88%
MKE15-24S15HI		15	1,000	89%
MKE15-24S24HI		24	625	90%
MKE15-24D12HI		±12	±625	90%
MKE15-24D15HI		±15	±500	89%
MKE15-48S05HI	48 (36 - 75)	5	3,000	87%
MKE15-48S051HI		5.1	3,000	87%
MKE15-48S12HI		12	1,250	87%
MKE15-48S15HI		15	1,000	90%
MKE15-48S24HI		24	625	89%
MKE15-48D12HI		±12	±625	89%
MKE15-48D15HI		±15	±500	88%

MKE20-HI Series | 20W



- Industrial Standard 2"x1" Package
- Wide 2:1 Input Voltage Range
- Fully Regulated Output Voltage
- Ultra-high I/O Isolation 8000VDC with Reinforced Insulation, rated for 1000Vrms Working Voltage
- Operating Ambient Temp. Range -40°C to +80°C
- No Min. Load Requirement
- Under-voltage, Overload/Voltage and Short Circuit Protection
- EMI Emission EN55032 Class A Approved
- UL/cUL/IEC/EN 62368-1(60950-1) Safety Approval & CE Marking

Model Number	Input Voltage (VDC)	Output Voltage (VDC)	Output Current (mA)	Efficiency
MKE20-12S05HI	12 (9 - 18)	5	4,000	85%
MKE20-12S051HI		5.1	4,000	85%
MKE20-12S12HI		12	1,670	88%
MKE20-12S15HI		15	1,333	88%
MKE20-12S24HI		24	840	89%
MKE20-12D12HI		±12	±840	89%
MKE20-12D15HI		±15	±670	89%
MKE20-24S05HI	24 (18 - 36)	5	4,000	87%
MKE20-24S051HI		5.1	4,000	87%
MKE20-24S12HI		12	1,670	88%
MKE20-24S15HI		15	1,333	89%
MKE20-24S24HI		24	840	90%
MKE20-24D12HI		±12	±840	90%
MKE20-24D15HI		±15	±670	90%
MKE20-48S05HI	48 (36 - 75)	5	4,000	87%
MKE20-48S051HI		5.1	4,000	87%
MKE20-48S12HI		12	1,670	88%
MKE20-48S15HI		15	1,333	90%
MKE20-48S24HI		24	840	89%
MKE20-48D12HI		±12	±840	89%
MKE20-48D15HI		±15	±670	90%

MJA06C Series | 6W



- Fully Encapsulated Plastic Case for Chassis and DIN-Rail Mounting Version
- 80-160VDC Wide Input Voltage Range
- Fully Regulated Output Voltage
- High Efficiency up to 84%
- I/O Isolation 3000VAC with Reinforced Insulation, rated for 1000Vrms Working Voltage
- Operating Ambient Temp. Range -40°C to +92.5°C
- No Min. Load Requirement
- Very Low No Load Power Consumption
- Under-voltage, Overload and Short Circuit Protection
- Remote On/Off Control
- EMI Emission EN 55032 Class A Approved
- EMC Immunity EN 61000-4-2,3,4,5,6,8 Approved
- UL/cUL/IEC/EN 62368-1 Safety Approval & CE Marking

Model Number	Input Voltage (VDC)	Output Voltage (VDC)	Output Current (mA)	Efficiency
MJA06-110S05C	110 (80 - 160)	5	1,200	79%
MJA06-110S051C		5.1	1,200	79%
MJA06-110S12C		12	500	83%
MJA06-110S15C		15	400	83%
MJA06-110S24C		24	250	84%
MJA06-110S48C		48	125	82%
MJA06-110D12C		±12	±250	84%
MJA06-110D15C		±15	±200	84%
MJA06-110D24C		±24	±125	83%

MKA10C Series | 10W



- Fully Encapsulated Plastic Case for Chassis and DIN-Rail Mounting Version
- 80-160VDC Wide Input Voltage Range
- Fully Regulated Output Voltage
- High Efficiency up to 85%
- I/O Isolation 3000VAC with Reinforced Insulation, rated for 1000Vrms Working Voltage
- Operating Ambient Temp. Range -40°C to +87°C
- No Min. Load Requirement
- Very Low No Load Power Consumption
- Under-voltage, Overload and Short Circuit Protection
- Remote On/Off Control
- EMI Emission EN 55032 Class A Approved
- EMC Immunity EN 61000-4-2,3,4,5,6,8 Approved
- UL/cUL/IEC/EN 62368-1 Safety Approval & CE Marking

Model Number	Input Voltage (VDC)	Output Voltage (VDC)	Output Current (mA)	Efficiency
MKA10-110S05C	110 (80 - 160)	5	2,000	83%
MKA10-110S051C		5.1	2,000	83%
MKA10-110S12C		12	833	85%
MKA10-110S15C		15	666	85%
MKA10-110S24C		24	416	85%
MKA10-110S48C		48	208	83%
MKA10-110D12C		±12	±416	85%
MKA10-110D15C		±15	±333	85%
MKA10-110D24C		±24	±208	84%

MOA20C Series | 20W



- Fully Encapsulated Plastic Case for Chassis and DIN-Rail Mounting Version
- 80-160VDC Wide Input Voltage Range
- Fully Regulated Output Voltage
- High Efficiency up to 88%
- I/O Isolation 3000VAC with Reinforced Insulation, rated for 1000Vrms Working Voltage
- Operating Ambient Temp. Range -40°C to +94.5°C
- No Min. Load Requirement
- Very Low No Load Power Consumption
- Under-voltage, Overload/Voltage and Short Circuit Protection
- Remote On/Off Control
- EMI Emission EN 55032 Class A Approved
- EMC Immunity EN 61000-4-2,3,4,5,6,8 Approved
- UL/cUL/IEC/EN 62368-1 Safety Approval & CE Marking

Model Number	Input Voltage (VDC)	Output Voltage (VDC)	Output Current (mA)	Efficiency
MOA20-110S05C	110 (80 - 160)	5	4,000	87%
MOA20-110S051C		5.1	4,000	87%
MOA20-110S12C		12	1,670	88%
MOA20-110S15C		15	1,340	88%
MOA20-110S24C		24	830	88%
MOA20-110S48C		48	420	86%
MOA20-110D12C		±12	±830	87%
MOA20-110D15C		±15	±670	87%
MOA20-110D24C		±24	±420	87%

MQA40C Series | 40W



- Fully Encapsulated Plastic Case for Chassis and DIN-Rail Mounting Version
- 80-160VDC Wide Input Voltage Range
- Fully Regulated Output Voltage
- High Efficiency up to 89%
- I/O Isolation 3000VAC with Reinforced Insulation, rated for 1000Vrms Working Voltage
- Operating Ambient Temp. Range -40°C to +90°C
- No Min. Load Requirement
- Very Low No Load Power Consumption
- Under-voltage, Overload/Voltage and Short Circuit Protection
- Remote On/Off Control
- EMI Emission EN 55032 Class A Approved
- EMC Immunity EN61000-4-2,3,4,5,6,8 Approved
- UL/cUL/IEC/EN 62368-1 Safety Approval & CE Marking

Model Number	Input Voltage (VDC)	Output Voltage (VDC)	Output Current (mA)	Efficiency
MQA40-110S05C	110 (80 - 160)	5	8,000	87%
MQA40-110S051C		5.1	8,000	87%
MQA40-110S12C		12	3,330	89%
MQA40-110S15C		15	2,670	89%
MQA40-110S24C		24	1,670	89%
MQA40-110S48C		48	840	87%
MQA40-110D12C		±12	±1670	89%
MQA40-110D15C		±15	±1330	89%
MQA40-110D24C		±24	±830	87%

MRA60C Series | 60W



- Fully Encapsulated Plastic Case for Chassis and DIN-Rail Mounting Version
- 80-160VDC Wide Input Voltage Range
- Fully Regulated Output Voltage
- High Efficiency up to 89%
- I/O Isolation 3000VAC with Reinforced Insulation, rated for 1000Vrms Working Voltage
- Operating Ambient Temp. Range -40°C to +90.5°C
- No Min. Load Requirement
- Under-voltage, Overload/Voltage and Short Circuit Protection
- Remote On/Off Control
- EMI Emission EN 55032 Class A Approved
- EMC Immunity EN61000-4-2,3,4,5,6,8 Approved
- UL/cUL/IEC/EN 62368-1 Safety Approval & CE Marking

Model Number	Input Voltage (VDC)	Output Voltage (VDC)	Output Current (mA)	Efficiency
MRA60-110S05C	110 (80 - 160)	5	12,000	88%
MRA60-110S051C		5.1	12,000	88%
MRA60-110S12C		12	5,000	89%
MRA60-110S15C		15	4,000	89%
MRA60-110S24C		24	2,500	88%
MRA60-110S48C		48	1,250	88%
MRA60-110D12C		±12	±2500	88%
MRA60-110D15C		±15	±2000	88%
MRA60-110D24C		±24	±1250	88%

MEDICAL SAFETY POWER SOLUTIONS



IEC 60601-1 APPROVED



2 X MOPP

MAU400 Series | 1W



- Industrial Standard SIP-7 Package
- Unregulated Output Voltage
- I/O Isolation 3000VAC with Reinforced Insulation, rated for 300Vrms Working Voltage
- Operating Ambient Temp. Range -25°C to +85°C
- Medical EMC Standard with 4th Edition of EMI EN 55011 and EMS EN 60601-1-2 Approved
- Medical Safety with 1xMOPP & 2xMOPP per 3rd Edition of IEC/EN 60601-1 & ANSI/AAMI ES60601-1 Approved
- UL/cUL/IEC/EN 62368-1(60950-1) Safety Approval & CE Marking

Model Number	Input Voltage (VDC)	Output Voltage (VDC)	Output Current (mA)	Efficiency
MAU401	5 (4.5 - 5.5)	5	200	66%
MAU402		12	80	66%
MAU403		15	65	66%
MAU404		±5	±100	66%
MAU405		±12	±40	72%
MAU406		±15	±35	73%
MAU411	12 (10.8 - 13.2)	5	200	66%
MAU412		12	80	66%
MAU413		15	65	66%
MAU414		±5	±100	66%
MAU415		±12	±40	74%
MAU416		±15	±35	75%

MAU01M Series | 1W



- Industrial Standard SIP-7 Package
- Unregulated Output Voltage
- I/O Isolation 4000VAC with Reinforced Insulation, rated for 300Vrms Working Voltage
- Low I/O Leakage Current < 2µA
- Operating Ambient Temp. Range -40°C to 95°C
- Short Circuit Protection
- Medical EMC Standard with 4th Edition of EMI EN 55011 and EMS EN 60601-1-2 Approved
- Medical Safety with 2xMOPP per 3rd Edition of IEC/EN 60601-1 & ANSI/AAMI ES60601-1 Approved with CE Marking

Model Number	Input Voltage (VDC)	Output Voltage (VDC)	Output Current (mA)	Efficiency
MAU01-05S05M	5 (4.5 - 5.5)	5	200	79%
MAU01-05S12M		12	84	80%
MAU01-05S15M		15	68	81%
MAU01-12S05M	12 (10.8 - 13.2)	5	200	79%
MAU01-12S12M		12	84	81%
MAU01-12S15M		15	68	79%
MAU01-24S05M	24 (21.6 - 26.4)	5	200	76%
MAU01-24S12M		12	84	79%
MAU01-24S15M		15	68	79%

MSCU01M Series | 1W



- Industrial Standard SMD Package
- Unregulated Output Voltage
- I/O Isolation 4000VAC with Reinforced Insulation, rated for 250Vrms Working Voltage
- Low I/O Leakage Current < 2μA
- Operating Ambient Temp. Range -40°C to 95°C
- Cleaning-washable Process Available (option)
- Qualified for Lead-free Reflow Solder Process According to IPC/JEDEC J-STD-020D.1
- Tape & Reel Package Available Short Circuit Protection
- Medical EMC Standard with 4th Edition of EMI EN 55011 and EMS EN 60601-1-2 Approved
- Medical Safety with 2xMOPP per 3rd Edition of IEC/EN 60601-1 & ANSI/AAMI ES60601-1 Approved with CE Marking

Model Number	Input Voltage (VDC)	Output Voltage (VDC)	Output Current (mA)	Efficiency
MSCU01-05S05M	5 (4.5 - 5.5)	5	200	76%
MSCU01-05S12M		12	84	80%
MSCU01-05S15M		15	68	83%
MSCU01-05D12M		±12	±42	80%
MSCU01-05D15M		±15	±33	84%
MSCU01-12S05M	12 (10.8 - 13.2)	5	200	76%
MSCU01-12S12M		12	84	79%
MSCU01-12S15M		15	68	80%
MSCU01-12D12M		±12	±42	79%
MSCU01-12D15M		±15	±33	80%
MSCU01-24S05M	24 (21.6 - 26.4)	5	200	76%
MSCU01-24S12M		12	84	80%
MSCU01-24S15M		15	68	80%
MSCU01-24D12M		±12	±42	80%
MSCU01-24D15M		±15	±33	80%

MSHU100 Series | 2W



- Industrial Standard SMD Package
- Unregulated Output Voltage
- I/O Isolation 4000VAC with Reinforced Insulation, rated for 300Vrms Working Voltage
- Low I/O Leakage Current < 2μA
- Operating Ambient Temp. Range -25°C to +80°C
- Cleaning-washable Process Available(option)
- Qualified for Lead-free Reflow Solder Process According to IPC/JEDEC J-STD-020D.1
- Tape & Reel Package Available
- Medical EMC Standard with 4th Edition of EMI EN 55011 and EMS EN 60601-1-2 Approved
- Medical Safety with 1xMOPP & 2xMOPP per 3rd Edition of IEC/EN 60601-1 & ANSI/AAMI ES60601-1 Approved
- UL/cUL/IEC/EN 62368-1(60950-1) Safety Approval & CE Marking

Model Number	Input Voltage (VDC)	Output Voltage (VDC)	Output Current (mA)	Efficiency
MSHU102	5 (4.5 - 5.5)	5	400	66%
MSHU104		12	165	66%
MSHU105		15	133	66%
MSHU108		±12	±83	72%
MSHU109		±15	±66	73%
MSHU112	12 (10.8 - 13.2)	5	400	66%
MSHU114		12	165	66%
MSHU115		15	133	66%
MSHU118		±12	±83	74%
MSHU119		±15	±66	75%
MSHU122	24 (21.6 - 26.4)	5	400	66%
MSHU124		12	165	66%
MSHU125		15	133	66%
MSHU128		±12	±83	74%
MSHU129		±15	±66	75%

MDHU100 Series | 2W



- Industry Standard DIP-16 Package
- Unregulated Output Voltage
- I/O Isolation 4000VAC with Reinforced Insulation, rated or 300Vrms Working Voltage
- Low I/O Leakage Current < 2μA
- Operating Ambient Temp. Range -25°C to +80°C
- Medical EMC Standard with 4th Edition of EMI EN 55011 and EMS EN 60601-1-2 Approved
- Medical Safety with 1xMOPP & 2xMOPP per 3rd Edition of IEC/EN 60601-1 & ANSI/AAMI ES60601-1 Approved
- UL/cUL/IEC/EN 62368-1(60950-1) Safety Approval & CE Marking

Model Number	Input Voltage (VDC)	Output Voltage (VDC)	Output Current (mA)	Efficiency
MDHU102	5 (4.5 - 5.5)	5	400	66%
MDHU104		12	165	66%
MDHU105		15	133	66%
MDHU108		±12	±83	72%
MDHU109		±15	±66	73%
MDHU112	12 (10.8 - 13.2)	5	400	66%
MDHU114		12	165	66%
MDHU115		15	133	66%
MDHU118		±12	±83	74%
MDHU119		±15	±66	75%
MDHU122	24 (21.6 - 26.4)	5	400	66%
MDHU124		12	165	66%
MDHU125		15	133	66%
MDHU128		±12	±83	74%
MDHU129		±15	±66	75%

MIHW2000 Series | 3W



- Industrial Standard DIP-24 Package
- Ultra-Wide 4:1 Input Voltage Range
- Fully Regulated Output Voltage
- I/O Isolation 4000VAC with Reinforced Insulation, rated for 1000Vrms Working Voltage
- Low I/O Leakage Current < 2μA
- Operating Ambient Temp. Range -40°C to +85°C
- Under-Voltage, Overload and Short Circuit Protection
- Conducted EMI EN 55011/22 Class A Approved
- Medical EMC Standard with 4th Edition of EMI EN 55011 and EMS EN 60601-1-2 Approved
- Medical Safety with 1xMOPP & 2xMOPP per 3rd Edition of IEC/EN 60601-1 & ANSI/AAMI ES60601-1 Approved
- UL/cUL/IEC/EN 60950-1 Safety Approval & CE Marking

Model Number	Input Voltage (VDC)	Output Voltage (VDC)	Output Current (mA)	Efficiency
MIHW2022	24 (9 - 40)	5	600	78%
MIHW2023		12	250	83%
MIHW2026		±12	±125	83%
MIHW2027		±15	±100	83%
MIHW2032		5	600	78%
MIHW2033	48 (18 - 80)	12	250	83%
MIHW2036		±12	±125	83%
MIHW2037		±15	±100	83%
MIHW2042		5	600	78%
MIHW2043		12	250	83%
MIHW2046	110 (36 - 160)	±12	±125	83%
MIHW2047		±15	±100	83%

MIW03M Series | 3.5W



- Industrial Standard DIP-24 Package
- Wide 2:1 Input Voltage Range
- Fully Regulated Output Voltage
- I/O Isolation 5000VAC with Reinforced Insulation, rated for 250Vrms Working Voltage
- Creepage & Clearance Distance meet 8mm
- Low I/O Leakage Current < 2μA
- Operating Ambient Temp. Range -40°C to 96°C
- No Min. Load Requirement
- Under-Voltage, Overload/Voltage and Short Circuit Protection
- Conducted EMI EN 55011 Class A Approved
- Medical EMC Standard with 4th Edition of EMI EN 55011 and EMS EN 60601-1-2 Approved
- Medical Safety with 2xMOPP per 3rd Edition of IEC/EN 60601-1 & ANSI/AAMI ES60601-1 Approved with CE Marking

Model Number	Input Voltage (VDC)	Output Voltage (VDC)	Output Current (mA)	Efficiency
MIW03-05S05M	5 (4.5 - 9)	5	700	83%
MIW03-05S058M		5.8	600	83%
MIW03-05S12M		12	290	84%
MIW03-05S15M		15	235	84%
MIW03-05D12M		±12	±145	84%
MIW03-05D15M		±15	±115	84%
MIW03-12S05M	12 (9 - 18)	5	700	83%
MIW03-12S12M		12	290	87%
MIW03-12S15M		15	235	87%
MIW03-12D12M		±12	±145	87%
MIW03-12D15M		±15	±115	87%
MIW03-24S05M	24 (18 - 36)	5	700	83%
MIW03-24S12M		12	290	86%
MIW03-24S15M		15	235	87%
MIW03-24D12M		±12	±145	87%
MIW03-24D15M		±15	±115	86%
MIW03-48S05M	48 (36 - 75)	5	700	83%
MIW03-48S12M		12	290	86%
MIW03-48S15M		15	235	85%
MIW03-48D12M		±12	±145	84%
MIW03-48D15M		±15	±115	84%

MIW06M Series | 6W



- Industrial Standard DIP-24 Package
- Wide 2:1 Input Voltage Range
- Fully Regulated Output Voltage
- I/O Isolation 5000VAC with Reinforced Insulation, rated for 250Vrms Working Voltage
- Creepage & Clearance Distance meet 8mm
- Low I/O Leakage Current < 2μA
- Operating Ambient Temp. Range -40°C to 95°C
- No Min. Load Requirement
- Under-Voltage, Overload/Voltage and Short Circuit Protection
- Conducted EMI EN 55011 Class A Approved
- Medical EMC Standard with 4th Edition of EMI EN 55011 and EMS EN 60601-1-2 Approved
- Medical Safety with 2xMOPP per 3rd Edition of IEC/EN 60601-1 & ANSI/AAMI ES60601-1 Approved with CE Marking

Model Number	Input Voltage (VDC)	Output Voltage (VDC)	Output Current (mA)	Efficiency
MIW06-12S05M	12 (9 - 18)	5	1200	84%
MIW06-12S12M		12	500	87%
MIW06-12S15M		15	400	86%
MIW06-12D12M		±12	±250	87%
MIW06-12D15M		±15	±200	87%
MIW06-24S05M	24 (18 - 36)	5	1200	84%
MIW06-24S12M		12	500	87%
MIW06-24S15M		15	400	87%
MIW06-24D12M		±12	±250	86%
MIW06-24D15M		±15	±200	87%
MIW06-48S05M	48 (36 - 75)	5	1200	84%
MIW06-48S12M		12	500	87%
MIW06-48S15M		15	400	89%
MIW06-48D12M		±12	±250	87%
MIW06-48D15M		±15	±200	88%

MIW10M Series | 10W



- Industrial Standard DIP-24 Package
- Wide 2:1 Input Voltage Range
- Fully Regulated Output Voltage
- I/O Isolation 5000VAC with Reinforced Insulation, rated for 250Vrms Working Voltage
- Creepage & Clearance Distance meet 8mm
- Low I/O Leakage Current < 2μA
- Operating Ambient Temp. Range -40°C to +90°C
- No Min. Load Requirement
- Under-Voltage, Overload/Voltage and Short Circuit Protection
- EMI Emission EN 55011 Class A Approved
- Medical EMC Standard with 4th Edition of EMI EN 55011 and EMS EN 60601-1-2 Approved
- Medical Safety with 2xMOPP per 3rd Edition of IEC/EN 60601-1 & ANSI/AAMI ES60601-1 Approved with CE Marking

Model Number	Input Voltage (VDC)	Output Voltage (VDC)	Output Current (mA)	Efficiency
MIW10-12S033M	12 (9 - 18)	3.3	2700	81%
MIW10-12S05M		5	2000	84%
MIW10-12S051M		5.1	2000	84%
MIW10-12S12M		12	833	87%
MIW10-12S15M		15	666	88%
MIW10-12S24M		24	416	88%
MIW10-12D12M		±12	±416	88%
MIW10-12D15M		±15	±333	87%
MIW10-24S033M	24 (18 - 36)	3.3	2700	81%
MIW10-24S05M		5	2000	85%
MIW10-24S051M		5.1	2000	85%
MIW10-24S12M		12	833	88%
MIW10-24S15M		15	666	88%
MIW10-24S24M		24	416	88%
MIW10-24D12M		±12	±416	88%
MIW10-24D15M		±15	±333	87%
MIW10-48S033M	48 (36 - 75)	3.3	2700	81%
MIW10-48S05M		5	2000	85%
MIW10-48S051M		5.1	2000	85%
MIW10-48S12M		12	833	88%
MIW10-48S15M		15	666	88%
MIW10-48S24M		24	416	87%
MIW10-48D12M		±12	±416	87%
MIW10-48D15M		±15	±333	87%

MKW15M Series | 15W



- Industrial Standard 2" X 1" Package
- Wide 2:1 Input Voltage Range
- Fully Regulated Output Voltage
- I/O Isolation 4200VAC with Reinforced Insulation, rated for 300Vrms Working Voltage
- Low I/O Leakage Current < 5µA
- Operating Ambient Temp. Range -40°C to +85°C
- No Min. Load Requirement
- Under-voltage, Overload/Voltage and Short Circuit Protection
- EMI Emission EN 55011 Class A Approved
- Medical EMC Standard with 4th Edition of EMI EN 55011 and EMS EN 60601-1-2 Approved
- Medical Safety with 2xMOPP per 3rd Edition of IEC/EN 60601-1 & ANSI/AAMI ES60601-1 Approved with CE Marking

Model Number	Input Voltage (VDC)	Output Voltage (VDC)	Output Current (mA)	Efficiency
MKW15-12S05M	12 (9 - 18)	5	3000	86%
MKW15-12S051M		5.1	3000	86%
MKW15-12S12M		12	1250	89%
MKW15-12S15M		15	1000	88%
MKW15-12S24M		24	625	88%
MKW15-12D12M		±12	±625	88%
MKW15-12D15M		±15	±500	89%
MKW15-24S05M	24 (18 - 36)	5	3000	88%
MKW15-24S051M		5.1	3000	88%
MKW15-24S12M		12	1250	89%
MKW15-24S15M		15	1000	89%
MKW15-24S24M		24	625	90%
MKW15-24D12M		±12	±625	90%
MKW15-24D15M		±15	±500	89%
MKW15-48S05M	48 (36 - 75)	5	3000	88%
MKW15-48S051M		5.1	3000	88%
MKW15-48S12M		12	1250	88%
MKW15-48S15M		15	1000	90%
MKW15-48S24M		24	625	89%
MKW15-48D12M		±12	±625	89%
MKW15-48D15M		±15	±500	88%

MKW20M Series | 20W



- Industrial Standard 2" X 1" Package
- Wide 2:1 Input Voltage Range
- Fully Regulated Output Voltage
- I/O Isolation 4200VAC with Reinforced Insulation, rated for 300Vrms Working Voltage
- Low I/O Leakage Current < 5µA
- Operating Ambient Temp. Range -40°C to +80°C
- No Min. Load Requirement
- Under-voltage, Overload/Voltage and Short Circuit Protection
- EMI Emission EN 55011 Class A Approved
- Medical EMC Standard with 4th Edition of EMI EN 55011 and EMS EN 60601-1-2 Approved
- Medical Safety with 2xMOPP per 3rd Edition of IEC/EN 60601-1 & ANSI/AAMI ES60601-1 Approved with CE Marking

Model Number	Input Voltage (VDC)	Output Voltage (VDC)	Output Current (mA)	Efficiency
MKW20-12S05M	12 (9 - 18)	5	4000	86%
MKW20-12S051M		5.1	4000	86%
MKW20-12S12M		12	1670	89%
MKW20-12S15M		15	1333	88%
MKW20-12S24M		24	840	89%
MKW20-12D12M		±12	±840	89%
MKW20-12D15M		±15	±670	89%
MKW20-24S05M	24 (18 - 36)	5	4000	88%
MKW20-24S051M		5.1	4000	88%
MKW20-24S12M		12	1670	89%
MKW20-24S15M		15	1333	89%
MKW20-24S24M		24	840	90%
MKW20-24D12M		±12	±840	90%
MKW20-24D15M		±15	±670	90%
MKW20-48S05M	48 (36 - 75)	5	4000	88%
MKW20-48S051M		5.1	4000	88%
MKW20-48S12M		12	1670	89%
MKW20-48S15M		15	1333	90%
MKW20-48S24M		24	840	89%
MKW20-48D12M		±12	±840	89%
MKW20-48D15M		±15	±670	90%

AJM-24 Series | 24W



- Fully Encapsulated Plastic Case for PCB, Chassis and DIN-Rail Mounting Version
- Universal Input 85-264VAC, 47-440Hz
- I/O Isolation 4000VAC with Reinforced Insulation
- Operating Ambient Temp. Range -40°C to +80°C
- Overload/Voltage and Short Circuit Protection
- EMI Emission EN 55011/32 Class B Approved
- EMS Immunity EN 61000-4-2,3,4,5,6,8,11 Approved
- Medical EMC Standard with 4th Edition of EMI EN 55011 & EMS EN 60601-1-2 Approved
- Medical Safety with 2xMOPP per 3rd Edition of IEC/EN 60601-1 & ANSI/AAMI ES60601-1 Approved
- UL508 Safety Approval Specifically for Industrial Application
- UL/cUL/IEC/EN 62368-1(60950-1) Safety Approval & CE Marking

Model Number	Input Voltage	Output Voltage (VDC)	Output Current (mA)	Efficiency
AJM-24S05	85-264VAC 120-370VDC	5	3,000	77%
AJM-24S09		9	2,666	82%
AJM-24S12		12	2,000	83%
AJM-24S15		15	1,600	82%
AJM-24S24		24	1,000	85%
AJM-24D12		±12	±1000	84%
AJM-24D15		±15	±800	84%

APM-40 Series | 40W



- Fully Encapsulated Plastic Case for PCB, Chassis and DIN-Rail Mounting Version
- Universal Input 85-264VAC, 47-440Hz
- I/O Isolation 4000VAC with Reinforced Insulation
- Operating Ambient Temp. Range -40°C to +80°C
- Overload/Voltage and Short Circuit Protection
- EMI Emission EN 55011/32 Class B Approved
- EMS Immunity EN 61000-4-2,3,4,5,6,8,11 Approved
- Medical EMC Standard with 4th Edition of EMI EN 55011 & EMS EN 60601-1-2 Approved
- Medical Safety with 2xMOPP per 3rd Edition of IEC/EN 60601-1 & ANSI/AAMI ES60601-1 Approved
- UL508 Safety Approval Specifically for Industrial Application
- UL/cUL/IEC/EN 62368-1(60950-1) Safety Approval & CE Marking

Model Number	Input Voltage	Output Voltage (VDC)	Output Current (mA)	Efficiency
APM-40S05	85-264VAC 120-370VDC	5	8,000	81%
APM-40S12		12	3,330	84%
APM-40S15		15	2,660	85%
APM-40S24		24	1,660	84%
APM-40D12		±12	±1660	84%
APM-40D15		±15	±1330	85%

AYM-60 Series | 60W



Model Number	Input Voltage	Output Voltage (VDC)	Output Current (mA)	Efficiency
AYM-60S051	85-264VAC 120-370VDC	5.1	10,000	84%
AYM-60S12		12	5,000	87%
AYM-60S15		15	4,000	87%
AYM-60S24		24	2,500	87%
AYM-60S48		48	1,250	88%



- Fully Encapsulated Plastic Case for PCB, Chassis and DIN-Rail Mounting Version
- Universal Input 85-264VAC, 47-440Hz
- I/O Isolation 4000VAC with Reinforced Insulation
- Operating Ambient Temp. Range -40°C to +80°C
- Overload/Voltage and Short Circuit Protection
- EMI Emission EN 55011/32 Class B Approved
- EMS Immunity EN 61000-4-2,3,4,5,6,8,11 Approved
- Medical EMC Standard with 4th Edition of EMI EN 55011 & EMS EN 60601-1-2 Approved
- Medical Safety with 2xMOPP per 3rd Edition of IEC/EN 60601-1 & ANSI/AAMI ES60601-1 Approved
- UL508 Safety Approval Specifically for Industrial Application
- UL/cUL/IEC/EN 62368-1(60950-1) Safety Approval & CE Marking

**POWER FOR
A BETTER FUTURE**

FOR MORE INFO, PLEASE GO TO  www.minimaxpower.com



ADDRESS

No.18,Sin Sin Rd.,An-ping
Industrial Dist., Tainan702 Taiwan

MAIL

sales@minmax.com.tw

TELEPHONE

(+886) 6-2923150

FAX

(+886) 6-2923149

